

Job Openings by Industry by Occupation-C

Crystal Reports Version: Crystal Reports XI, Service Pack 2.

First Issuance Date: 7/15/07.

Modification (8/1/07): Added prompt text and removed option to enter custom values for parameters.

Parameters: Report Level (Summary or Detail), Location Level, Region, Career Center, Local Office, Start Date, End Date.

Parameter List of Values Updated Date: N/A.

Key Features: The Job Order Industries by Occupations report shows the number of job openings (and employers) by industry sector and occupational category. It can be run at a detail level that shows employer name, # of employees (if available), and city, or at a summary level. Crosstabs show the breakout by industry and occupation, by industry sector alone, and by occupational category alone, in descending order by number of openings. Charts show job openings by industry sector by month, by industry sector for all months, by occupational category by month, and by occupational category for all months. ***Please note that because some job openings may be assigned to multiple occupational categories, the sum of openings by occupational category may exceed the number of openings in the industry sector as a whole.***

Report Run Times: A few minutes.

Report Feedback: This report has been tested for accuracy; however, we encourage your feedback--if you get unexpected results or have other suggestions, please contact the report developer below.

Report Developer: Linda Bass, lbass@detma.org, 617-864-1570.

**Job Openings by Industry Sector and Occupational Category
Job Orders Placed with Region/Career Center/Local Office Name
October 01, 2007 to December 31, 2007**

| <u>INDUSTRY SECTOR /OCCUPATIONALCATEGORY/ EMPLOYER</u> | <u># of EMPL</u> | <u>EMPLOYER LOCATION</u> | <u>NUMBER OF OPENINGS</u> | <u>SUBTOTAL OPENINGS</u> | <u>NUMBER OF EMPLOYERS</u> |
|---|------------------|--------------------------|---------------------------|--------------------------|----------------------------|
| Accommodation and Food Services | | | | | |
| Business and Financial Operations Occupations | | | | | |
| Employer Name | 350 | Newton | <u>1</u> | 1 | 1 |
| Food Preparation and Serving Related Occupations | | | | | |
| Employer Name | | Woburn | 1 | | |
| Employer Name | | Wakefield | 1 | | |
| Employer Name | | Cambridge | 1 | | |
| Employer Name | | Woburn | 1 | | |
| Employer Name | | Wakefield | 1 | | |
| Employer Name | | Wakefield | 12 | | |
| Employer Name | 350 | Newton | <u>4</u> | 21 | 7 |
| Healthcare Practitioner and Technical Occupations | | | | | |
| Employer Name | 350 | Newton | <u>3</u> | 3 | 1 |
| Protective Service Occupations | | | | | |
| Employer Name | | Woburn | <u>1</u> | 1 | 1 |
| Sales and Related Occupations | | | | | |
| Employer Name | | Cambridge | 1 | | |
| Employer Name | | Wakefield | 6 | | |
| Employer Name | | Waltham | 2 | | |
| Employer Name | 350 | Newton | <u>1</u> | 10 | 4 |
| Subtotals*: | | | | 30 | 8 |
| Administrative and Support and Waste Management and Remediation Services | | | | | |
| Architecture and Engineering Occupations | | | | | |
| Employer Name | | Hudson | <u>1</u> | 1 | 1 |
| Business and Financial Operations Occupations | | | | | |
| Employer Name | | Ashland | 1 | | |
| Employer Name | | King Of Prussia | <u>1</u> | 2 | 2 |

* Subtotals and Totals are distinct counts of job openings. The sum of job openings within an industry may exceed the subtotal, since job openings can be assigned to multiple occupational categories.

| <u>INDUSTRY SECTOR /OCCUPATIONALCATEGORY/ EMPLOYER</u> | <u># of EMPL</u> | <u>EMPLOYER LOCATION</u> | <u>NUMBER OF OPENINGS</u> | <u>SUBTOTAL OPENINGS</u> | <u>NUMBER OF EMPLOYERS</u> |
|--|------------------|--------------------------|---------------------------|--------------------------|----------------------------|
| Computer and Mathematical Occupations | | | | | |
| Employer Name | 25 | Burlington | 2 | | |
| Employer Name | | Mansfield | <u>4</u> | 6 | 2 |
| Construction and Extraction Occupations | | | | | |
| Employer Name | | Hanscom Afb | <u>1</u> | 1 | 1 |
| Installation, Maintenance, and Repair Occupations | | | | | |
| Employer Name | | Hanscom Afb | <u>1</u> | 1 | 1 |
| Life, Physical, and Social Science Occupations | | | | | |
| Employer Name | 5 | Waltham | <u>1</u> | 1 | 1 |
| Office and Administrative Support Occupations | | | | | |
| Employer Name | | Woburn | 1 | | |
| Employer Name | | Boston | 1 | | |
| Employer Name | 13 | Burlington | 15 | | |
| Employer Name | | Northborough | 3 | | |
| Employer Name | 5 | Waltham | 1 | | |
| Employer Name | | Milford | 5 | | |
| Employer Name | | Burlington | 3 | | |
| Employer Name | | Burlington | 1 | | |
| Employer Name | | Hampton | 30 | | |
| Employer Name | | Boston | 1 | | |
| Employer Name | | Woburn | 50 | | |
| Employer Name | 4 | Woburn | 1 | | |
| Employer Name | | Woburn | <u>2</u> | 114 | 13 |
| Production Occupations | | | | | |
| Employer Name | | Billerica | 4 | | |
| Employer Name | | Woburn | 5 | | |
| Employer Name | 5 | Waltham | 1 | | |
| Employer Name | | Hudson | <u>3</u> | 13 | 4 |
| Protective Service Occupations | | | | | |
| Employer Name | 125 | Plaistow | 3 | | |
| Employer Name | | Plaistow | <u>2</u> | 5 | 2 |
| Sales and Related Occupations | | | | | |

* Subtotals and Totals are distinct counts of job openings. The sum of job openings within an industry may exceed the subtotal, since job openings can be assigned to multiple occupational categories.

| <u>INDUSTRY SECTOR /OCCUPATIONALCATEGORY/ EMPLOYER</u> | <u># of EMPL</u> | <u>EMPLOYER LOCATION</u> | <u>NUMBER OF OPENINGS</u> | <u>SUBTOTAL OPENINGS</u> | <u>NUMBER OF EMPLOYERS</u> |
|---|------------------|--------------------------|---------------------------|--------------------------|----------------------------|
| Employer Name | 130 | Burlington | 1 | | |
| Employer Name | | Woburn | <u>30</u> | 31 | 2 |
| Transportation and Material Moving Occupations | | | | | |
| Employer Name | | Woburn | 8 | | |
| Employer Name | | Burlington | <u>2</u> | 10 | <u>2</u> |
| Subtotals*: | | | | 182 | 25 |
| Arts, Entertainment, and Recreation | | | | | |
| Education, Training, and Library Occupations | | | | | |
| Employer Name | 12 | Woburn | <u>1</u> | 1 | 1 |
| Office and Administrative Support Occupations | | | | | |
| Employer Name | 25 | Lowell | 2 | | |
| Employer Name | | Boston | <u>5</u> | 7 | <u>2</u> |
| Subtotals*: | | | | 8 | 3 |
| Construction | | | | | |
| Arts, Design, Entertainment, Sports, and Media Occupations | | | | | |
| Employer Name | | Reading | <u>1</u> | 1 | 1 |
| Business and Financial Operations Occupations | | | | | |
| Employer Name | | Burlington | <u>1</u> | 1 | 1 |
| Community and Social Services Occupations | | | | | |
| Employer Name | | Reading | <u>1</u> | 1 | 1 |
| Construction and Extraction Occupations | | | | | |
| Employer Name | | Peabody | <u>1</u> | 1 | 1 |
| Installation, Maintenance, and Repair Occupations | | | | | |
| Employer Name | 10 | Lancaster | <u>1</u> | 1 | 1 |
| Office and Administrative Support Occupations | | | | | |
| Employer Name | | Reading | <u>1</u> | 1 | <u>1</u> |
| Subtotals*: | | | | 6 | 4 |
| Educational Services | | | | | |

* Subtotals and Totals are distinct counts of job openings. The sum of job openings within an industry may exceed the subtotal, since job openings can be assigned to multiple occupational categories.

| <u>INDUSTRY SECTOR /OCCUPATIONALCATEGORY/ EMPLOYER</u> | <u># of EMPL</u> | <u>EMPLOYER LOCATION</u> | <u>NUMBER OF OPENINGS</u> | <u>SUBTOTAL OPENINGS</u> | <u>NUMBER OF EMPLOYERS</u> |
|---|------------------|--------------------------|---------------------------|--------------------------|----------------------------|
| Arts, Design, Entertainment, Sports, and Media Occupations | | | | | |
| Employer Name | | Waltham | <u>1</u> | 1 | 1 |
| Business and Financial Operations Occupations | | | | | |
| Employer Name | 999 | Bedford | <u>2</u> | 2 | 1 |
| Community and Social Services Occupations | | | | | |
| Employer Name | 999 | Bedford | <u>2</u> | 2 | 1 |
| Computer and Mathematical Occupations | | | | | |
| Employer Name | | Boston | <u>1</u> | 1 | 1 |
| Management Occupations | | | | | |
| Employer Name | | Cambridge | <u>1</u> | 1 | 1 |
| Office and Administrative Support Occupations | | | | | |
| Employer Name | | Boston | 2 | | |
| Employer Name | | Boston | 1 | | |
| Employer Name | 999 | Bedford | 1 | | |
| Employer Name | | Lowell | <u>1</u> | <u>5</u> | <u>4</u> |
| Subtotals*: | | | | 12 | 6 |
| Finance and Insurance | | | | | |
| Computer and Mathematical Occupations | | | | | |
| Employer Name | | Danvers | <u>2</u> | 2 | 1 |
| Office and Administrative Support Occupations | | | | | |
| Employer Name | 11 | Woburn | 2 | | |
| Employer Name | 1,000 | Waltham | 5 | | |
| Employer Name | | Reading | 1 | | |
| Employer Name | | Boston | 1 | | |
| Employer Name | | Worcester | <u>1</u> | <u>10</u> | <u>5</u> |
| Subtotals*: | | | | 12 | 6 |
| Health Care and Social Assistance | | | | | |
| Arts, Design, Entertainment, Sports, and Media Occupations | | | | | |
| Employer Name | | Boston | <u>1</u> | 1 | 1 |

* Subtotals and Totals are distinct counts of job openings. The sum of job openings within an industry may exceed the subtotal, since job openings can be assigned to multiple occupational categories.

| <u>INDUSTRY SECTOR /OCCUPATIONALCATEGORY/ EMPLOYER</u> | <u># of EMPL</u> | <u>EMPLOYER LOCATION</u> | <u>NUMBER OF OPENINGS</u> | <u>SUBTOTAL OPENINGS</u> | <u>NUMBER OF EMPLOYERS</u> |
|--|------------------|--------------------------|---------------------------|--------------------------|----------------------------|
| Computer and Mathematical Occupations | | | | | |
| Employer Name | | Burlington | 1 | | |
| Employer Name | | Melrose | <u>1</u> | 2 | 2 |
| Education, Training, and Library Occupations | | | | | |
| Employer Name | | Lexington | 1 | | |
| Employer Name | | Chelmsford | <u>2</u> | 3 | 2 |
| Food Preparation and Serving Related Occupations | | | | | |
| Employer Name | | Revere | 1 | | |
| Employer Name | | Lexington | <u>3</u> | 4 | 2 |
| Healthcare Practitioner and Technical Occupations | | | | | |
| Employer Name | | Burlington | 2 | | |
| Employer Name | | Revere | <u>1</u> | 3 | 2 |
| Healthcare Support Occupations | | | | | |
| Employer Name | | Burlington | 11 | | |
| Employer Name | | Melrose | 1 | | |
| Employer Name | | Lowell | 1 | | |
| Employer Name | | Bedford | <u>1</u> | 14 | 4 |
| Management Occupations | | | | | |
| Employer Name | | Burlington | <u>1</u> | 1 | 1 |
| Office and Administrative Support Occupations | | | | | |
| Employer Name | | Burlington | 2 | | |
| Employer Name | | Medford | 1 | | |
| Employer Name | | Burlington | 1 | | |
| Employer Name | | Arlington | 1 | | |
| Employer Name | 26 | Lawrence | 1 | | |
| Employer Name | | Revere | 1 | | |
| Employer Name | | Wilmington | 1 | | |
| Employer Name | | Woburn | 1 | | |
| Employer Name | | Lexington | <u>1</u> | 10 | 9 |
| Personal Care and Service Occupations | | | | | |
| Employer Name | | Cambridge | 9 | | |
| Employer Name | 20 | Malden | <u>2</u> | 11 | 2 |

* Subtotals and Totals are distinct counts of job openings. The sum of job openings within an industry may exceed the subtotal, since job openings can be assigned to multiple occupational categories.

| <u>INDUSTRY SECTOR /OCCUPATIONALCATEGORY/ EMPLOYER</u> | <u># of EMPL</u> | <u>EMPLOYER LOCATION</u> | <u>NUMBER OF OPENINGS</u> | <u>SUBTOTAL OPENINGS</u> | <u>NUMBER OF EMPLOYERS</u> |
|---|------------------|--------------------------|---------------------------|--------------------------|----------------------------|
| Subtotals*: | | | | 49 | 18 |
| Information | | | | | |
| Architecture and Engineering Occupations | | | | | |
| Employer Name | | Medford | <u>1</u> | 1 | 1 |
| Arts, Design, Entertainment, Sports, and Media Occupations | | | | | |
| Employer Name | | Medford | <u>1</u> | 1 | 1 |
| Business and Financial Operations Occupations | | | | | |
| Employer Name | | Boston | <u>1</u> | 1 | 1 |
| Management Occupations | | | | | |
| Employer Name | | Medford | 2 | | |
| Employer Name | | Boston | 2 | | |
| Employer Name | | Cambridge | <u>1</u> | 5 | 3 |
| Office and Administrative Support Occupations | | | | | |
| Employer Name | | North Reading | 1 | | |
| Employer Name | | Boston | 1 | | |
| Employer Name | | Waltham | <u>1</u> | <u>3</u> | <u>3</u> |
| Subtotals*: | | | | 11 | 5 |
| Mail, Delivery, and Warehousing | | | | | |
| Business and Financial Operations Occupations | | | | | |
| Employer Name | 15 | Woburn | <u>1</u> | 1 | 1 |
| Management Occupations | | | | | |
| Employer Name | | Waltham | <u>4</u> | 4 | 1 |
| Office and Administrative Support Occupations | | | | | |
| Employer Name | | Waltham | 7 | | |
| Employer Name | 15 | Woburn | <u>5</u> | 12 | 2 |
| Sales and Related Occupations | | | | | |
| Employer Name | 15 | Woburn | <u>4</u> | 4 | 1 |
| Transportation and Material Moving Occupations | | | | | |
| Employer Name | | Wilmington | <u>1</u> | 1 | 1 |

* Subtotals and Totals are distinct counts of job openings. The sum of job openings within an industry may exceed the subtotal, since job openings can be assigned to multiple occupational categories.

| <u>INDUSTRY SECTOR /OCCUPATIONALCATEGORY/ EMPLOYER</u> | <u># of EMPL</u> | <u>EMPLOYER LOCATION</u> | <u>NUMBER OF OPENINGS</u> | <u>SUBTOTAL OPENINGS</u> | <u>NUMBER OF EMPLOYERS</u> |
|---|------------------|--------------------------|---------------------------|--------------------------|----------------------------|
| Subtotals*: | | | | 18 | 3 |
| Management of Companies and Enterprises | | | | | |
| Sales and Related Occupations | | | | | |
| Employer Name | 15 | Burlington | <u>1</u> | <u>1</u> | <u>1</u> |
| Subtotals*: | | | | 1 | 1 |
| Manufacturing-Food, Beverage & Tobacco, Textiles, Textile Products, Apparel, Leather | | | | | |
| Business and Financial Operations Occupations | | | | | |
| Employer Name | | Chelsea | <u>1</u> | 1 | 1 |
| Computer and Mathematical Occupations | | | | | |
| Employer Name | 1,800 | Woburn | <u>1</u> | 1 | 1 |
| Office and Administrative Support Occupations | | | | | |
| Employer Name | 1,800 | Woburn | 1 | | |
| Employer Name | | Ontario | 1 | | |
| Employer Name | | Lowell | <u>1</u> | 3 | 3 |
| Production Occupations | | | | | |
| Employer Name | | Seabrook | <u>1</u> | <u>1</u> | <u>1</u> |
| Subtotals*: | | | | 6 | 5 |
| Manufacturing-Metal, Metal Product, Machinery, Computers & Electronics, Electrical & Transportation Equipment, Furniture | | | | | |
| Architecture and Engineering Occupations | | | | | |
| Employer Name | | Burlington | 4 | | |
| Employer Name | 320 | Woburn | 3 | | |
| Employer Name | 150 | Woburn | <u>1</u> | 8 | 3 |
| Business and Financial Operations Occupations | | | | | |
| Employer Name | | Andover | 1 | | |
| Employer Name | | Merrimack | 1 | | |
| Employer Name | 320 | Woburn | <u>2</u> | 4 | 3 |
| Healthcare Practitioner and Technical Occupations | | | | | |
| Employer Name | | Burlington | 1 | | |
| Employer Name | | Burlington | <u>4</u> | 5 | 2 |

* Subtotals and Totals are distinct counts of job openings. The sum of job openings within an industry may exceed the subtotal, since job openings can be assigned to multiple occupational categories.

| <u>INDUSTRY SECTOR /OCCUPATIONALCATEGORY/ EMPLOYER</u> | <u># of EMPL</u> | <u>EMPLOYER LOCATION</u> | <u>NUMBER OF OPENINGS</u> | <u>SUBTOTAL OPENINGS</u> | <u>NUMBER OF EMPLOYERS</u> |
|--|------------------|--------------------------|---------------------------|--------------------------|----------------------------|
| Installation, Maintenance, and Repair Occupations | | | | | |
| Employer Name | | Bedford | 1 | | |
| Employer Name | 150 | Woburn | 1 | | |
| Employer Name | | Burlington | <u>1</u> | 3 | 3 |
| Management Occupations | | | | | |
| Employer Name | | Bedford | 6 | | |
| Employer Name | | Burlington | <u>1</u> | 7 | 2 |
| Office and Administrative Support Occupations | | | | | |
| Employer Name | | Wilmington | 1 | | |
| Employer Name | | Andover | 3 | | |
| Employer Name | | Merrimack | 1 | | |
| Employer Name | | Burlington | 1 | | |
| Employer Name | | Westborough | <u>1</u> | 7 | 5 |
| Production Occupations | | | | | |
| Employer Name | | Woburn | 1 | | |
| Employer Name | 7 | Wakefield | 1 | | |
| Employer Name | | Burlington | 1 | | |
| Employer Name | 30 | Winchester | 1 | | |
| Employer Name | 320 | Woburn | <u>3</u> | <u>7</u> | <u>5</u> |
| Subtotals*: | | | | 40 | 14 |
| Manufacturing-Wood, Paper, Printing, Petroleum & Coal, Chemical, Plastics & Rubber, Nonmetallic Mineral | | | | | |
| Office and Administrative Support Occupations | | | | | |
| Employer Name | | Somerville | <u>1</u> | <u>1</u> | <u>1</u> |
| Subtotals*: | | | | 1 | 1 |
| Other Services (except Public Administration) | | | | | |
| Arts, Design, Entertainment, Sports, and Media Occupations | | | | | |
| Employer Name | | Everett | <u>1</u> | 1 | 1 |
| Healthcare Practitioner and Technical Occupations | | | | | |
| Employer Name | | Boston | <u>1</u> | 1 | 1 |
| Office and Administrative Support Occupations | | | | | |

* Subtotals and Totals are distinct counts of job openings. The sum of job openings within an industry may exceed the subtotal, since job openings can be assigned to multiple occupational categories.

| <u>INDUSTRY SECTOR /OCCUPATIONALCATEGORY/ EMPLOYER</u> | <u># of EMPL</u> | <u>EMPLOYER LOCATION</u> | <u>NUMBER OF OPENINGS</u> | <u>SUBTOTAL OPENINGS</u> | <u>NUMBER OF EMPLOYERS</u> |
|---|------------------|--------------------------|---------------------------|--------------------------|----------------------------|
| Employer Name | | Burlington | 3 | | |
| Employer Name | | Boston | 1 | | |
| Employer Name | 7,600 | Wilmington | 2 | | |
| Employer Name | | Malden | <u>1</u> | 7 | 4 |
| Sales and Related Occupations | | | | | |
| Employer Name | | Burlington | <u>3</u> | 3 | 1 |
| Transportation and Material Moving Occupations | | | | | |
| Employer Name | | Woburn | <u>1</u> | <u>1</u> | <u>1</u> |
| Subtotals*: | | | | 13 | 7 |
| Professional, Scientific, and Technical Services | | | | | |
| Architecture and Engineering Occupations | | | | | |
| Employer Name | | Waltham | <u>1</u> | 1 | 1 |
| Arts, Design, Entertainment, Sports, and Media Occupations | | | | | |
| Employer Name | | Nashua | <u>19</u> | 19 | 1 |
| Business and Financial Operations Occupations | | | | | |
| Employer Name | | Beverly | 1 | | |
| Employer Name | | Bedford | 2 | | |
| Employer Name | | Goleta | <u>5</u> | 8 | 3 |
| Computer and Mathematical Occupations | | | | | |
| Employer Name | 33 | Lexington | 2 | | |
| Employer Name | | Woburn | 1 | | |
| Employer Name | | Lexington | 2 | | |
| Employer Name | 90 | Andover | 1 | | |
| Employer Name | | Goleta | <u>1</u> | 7 | 5 |
| Life, Physical, and Social Science Occupations | | | | | |
| Employer Name | 33 | Lexington | <u>2</u> | 2 | 1 |
| Management Occupations | | | | | |
| Employer Name | | Danvers | 1 | | |
| Employer Name | | Waltham | 1 | | |
| Employer Name | | Beverly | 1 | | |
| Employer Name | 35 | Watertown | <u>1</u> | 4 | 4 |

* Subtotals and Totals are distinct counts of job openings. The sum of job openings within an industry may exceed the subtotal, since job openings can be assigned to multiple occupational categories.

| <u>INDUSTRY SECTOR /OCCUPATIONALCATEGORY/ EMPLOYER</u> | <u># of EMPL</u> | <u>EMPLOYER LOCATION</u> | <u>NUMBER OF OPENINGS</u> | <u>SUBTOTAL OPENINGS</u> | <u>NUMBER OF EMPLOYERS</u> |
|---|------------------|--------------------------|---------------------------|--------------------------|----------------------------|
| Office and Administrative Support Occupations | | | | | |
| Employer Name | | Waltham | 1 | | |
| Employer Name | | Wilmington | 1 | | |
| Employer Name | | Waltham | 2 | | |
| Employer Name | 120 | Boston | 1 | | |
| Employer Name | | Norwood | 2 | | |
| Employer Name | | Ashland | 29 | | |
| Employer Name | | Waltham | <u>2</u> | 38 | 7 |
| Personal Care and Service Occupations | | | | | |
| Employer Name | | Bedford | <u>2</u> | 2 | 1 |
| Production Occupations | | | | | |
| Employer Name | | Waltham | 1 | | |
| Employer Name | | Norwood | <u>1</u> | 2 | 2 |
| Sales and Related Occupations | | | | | |
| Employer Name | | Woburn | 2 | | |
| Employer Name | | Waltham | <u>1</u> | 3 | 2 |
| Subtotals*: | | | | <u>86</u> | <u>20</u> |
| Public Administration | | | | | |
| Arts, Design, Entertainment, Sports, and Media Occupations | | | | | |
| Employer Name | | Central Boston | <u>3</u> | 3 | 1 |
| Building and Grounds Cleaning and Maintenance Occupations | | | | | |
| Employer Name | | Wellesley | <u>1</u> | 1 | 1 |
| Business and Financial Operations Occupations | | | | | |
| Employer Name | | Watertown | <u>1</u> | 1 | 1 |
| Computer and Mathematical Occupations | | | | | |
| Employer Name | | Burlington | <u>1</u> | 1 | 1 |
| Construction and Extraction Occupations | | | | | |
| Employer Name | | Boston | <u>20</u> | 20 | 1 |
| Healthcare Practitioner and Technical Occupations | | | | | |
| Employer Name | | Burlington | <u>1</u> | 1 | 1 |

* Subtotals and Totals are distinct counts of job openings. The sum of job openings within an industry may exceed the subtotal, since job openings can be assigned to multiple occupational categories.

| <u>INDUSTRY SECTOR /OCCUPATIONALCATEGORY/ EMPLOYER</u> | <u># of EMPL</u> | <u>EMPLOYER LOCATION</u> | <u>NUMBER OF OPENINGS</u> | <u>SUBTOTAL OPENINGS</u> | <u>NUMBER OF EMPLOYERS</u> |
|--|------------------|--------------------------|---------------------------|--------------------------|----------------------------|
| Life, Physical, and Social Science Occupations | | | | | |
| Employer Name | | Watertown | <u>1</u> | 1 | 1 |
| Management Occupations | | | | | |
| Employer Name | | Concord | 1 | | |
| Employer Name | | Watertown | 1 | | |
| Employer Name | | Boston | <u>1</u> | 3 | 3 |
| Transportation and Material Moving Occupations | | | | | |
| Employer Name | | Boston | <u>10</u> | <u>10</u> | <u>1</u> |
| Subtotals*: | | | | 41 | 7 |
| Real Estate and Rental and Leasing | | | | | |
| Installation, Maintenance, and Repair Occupations | | | | | |
| Employer Name | 8 | Winchester | <u>1</u> | 1 | 1 |
| Office and Administrative Support Occupations | | | | | |
| Employer Name | 8 | Waltham | <u>1</u> | 1 | 1 |
| Sales and Related Occupations | | | | | |
| Employer Name | | Lawrence | <u>1</u> | <u>1</u> | <u>1</u> |
| Subtotals*: | | | | 3 | 3 |
| Retail - Sporting Goods, Hobbies, Books, Music, and General Merchandise | | | | | |
| Arts, Design, Entertainment, Sports, and Media Occupations | | | | | |
| Employer Name | | Millersville | <u>200</u> | 200 | 1 |
| Management Occupations | | | | | |
| Employer Name | | Walpole | <u>1</u> | 1 | 1 |
| Office and Administrative Support Occupations | | | | | |
| Employer Name | | Chesapeake | 35 | | |
| Employer Name | | Burlington | <u>100</u> | 135 | 2 |
| Sales and Related Occupations | | | | | |
| Employer Name | 100 | Everett | 1 | | |
| Employer Name | 4 | Bedford | 1 | | |
| Employer Name | | Saugus | 1 | | |

* Subtotals and Totals are distinct counts of job openings. The sum of job openings within an industry may exceed the subtotal, since job openings can be assigned to multiple occupational categories.

| <u>INDUSTRY SECTOR /OCCUPATIONALCATEGORY/ EMPLOYER</u> | <u># of EMPL</u> | <u>EMPLOYER LOCATION</u> | <u>NUMBER OF OPENINGS</u> | <u>SUBTOTAL OPENINGS</u> | <u>NUMBER OF EMPLOYERS</u> |
|--|------------------|--------------------------|---------------------------|--------------------------|----------------------------|
| Employer Name | | Chesapeake | 35 | | |
| Employer Name | | Burlington | 100 | | |
| Employer Name | | Newton | 4 | | |
| Employer Name | 75 | Reading | 1 | | |
| Employer Name | | Burlington | <u>2</u> | 145 | 8 |
| Subtotals*: | | | | 346 | 10 |
| Retail-Vehicles/Parts,Off/Home Furn,Elec/Appliances,Bldg/Garden | | | | | |
| Mtls,Food/Bevs,Health/Pers Care,Gas Stations,Clothing/Acc | | | | | |
| Business and Financial Operations Occupations | | | | | |
| Employer Name | 150 | Watertown | <u>1</u> | 1 | 1 |
| Construction and Extraction Occupations | | | | | |
| Employer Name | | Reading | <u>1</u> | 1 | 1 |
| Management Occupations | | | | | |
| Employer Name | | Medford | 1 | | |
| Employer Name | | Needham | 1 | | |
| Employer Name | 150 | Watertown | <u>1</u> | 3 | 3 |
| Office and Administrative Support Occupations | | | | | |
| Employer Name | | Reading | 1 | | |
| Employer Name | | West Springfield | 5 | | |
| Employer Name | | Woburn | <u>50</u> | 56 | 3 |
| Sales and Related Occupations | | | | | |
| Employer Name | | Burlington | 10 | | |
| Employer Name | 51 | Woburn | 1 | | |
| Employer Name | | Medford | 1 | | |
| Employer Name | | Reading | 1 | | |
| Employer Name | | Methuen | 30 | | |
| Employer Name | | Dedham | 1 | | |
| Employer Name | | West Springfield | 1 | | |
| Employer Name | | Omaha | 1 | | |
| Employer Name | 1,000 | Chesterfield | 1 | | |
| Employer Name | | Reading | 21 | | |
| Employer Name | | Winchester | 1 | | |
| Employer Name | | Woburn | 3 | | |
| Employer Name | | Woburn | 50 | | |

* Subtotals and Totals are distinct counts of job openings. The sum of job openings within an industry may exceed the subtotal, since job openings can be assigned to multiple occupational categories.

| <u>INDUSTRY SECTOR /OCCUPATIONALCATEGORY/ EMPLOYER</u> | <u># of EMPL</u> | <u>EMPLOYER LOCATION</u> | <u>NUMBER OF OPENINGS</u> | <u>SUBTOTAL OPENINGS</u> | <u>NUMBER OF EMPLOYERS</u> |
|--|------------------|--------------------------|---------------------------|--------------------------|----------------------------|
| Employer Name | 40 | Woburn | <u>1</u> | 123 | 14 |
| Transportation and Material Moving Occupations | | | | | |
| Employer Name | | Malden | 2 | | |
| Employer Name | | Wakefield | 1 | | |
| Employer Name | | Reading | <u>22</u> | <u>25</u> | <u>3</u> |
| Subtotals*: | | | | 138 | 20 |
| Transportation | | | | | |
| Office and Administrative Support Occupations | | | | | |
| Employer Name | | Somerville | <u>4</u> | 4 | 1 |
| Transportation and Material Moving Occupations | | | | | |
| Employer Name | | Somerville | 1 | | |
| Employer Name | | Stoneham | <u>3</u> | <u>4</u> | <u>2</u> |
| Subtotals*: | | | | 8 | 3 |
| Utilities | | | | | |
| Production Occupations | | | | | |
| Employer Name | | Watertown | <u>1</u> | <u>1</u> | <u>1</u> |
| Subtotals*: | | | | 1 | 1 |
| Wholesale Trade | | | | | |
| Installation, Maintenance, and Repair Occupations | | | | | |
| Employer Name | | Woburn | <u>1</u> | 1 | 1 |
| Office and Administrative Support Occupations | | | | | |
| Employer Name | | Holliston | <u>1</u> | <u>1</u> | <u>1</u> |
| Subtotals*: | | | | 2 | 2 |
| Unspecified Industry Sector | | | | | |
| Architecture and Engineering Occupations | | | | | |
| Employer Name | 42 | Woburn | <u>1</u> | 1 | 1 |
| Office and Administrative Support Occupations | | | | | |
| Employer Name | 16 | Woburn | 2 | | |

* Subtotals and Totals are distinct counts of job openings. The sum of job openings within an industry may exceed the subtotal, since job openings can be assigned to multiple occupational categories.

| <u>INDUSTRY SECTOR /OCCUPATIONALCATEGORY/ EMPLOYER</u> | <u># of EMPL</u> | <u>EMPLOYER LOCATION</u> | <u>NUMBER OF OPENINGS</u> | <u>SUBTOTAL OPENINGS</u> | <u>NUMBER OF EMPLOYERS</u> |
|--|------------------|--------------------------|---------------------------|--------------------------|----------------------------|
| Employer Name | | Woburn | <u>65</u> | 67 | 2 |
| Sales and Related Occupations | | | | | |
| Employer Name | 16 | Woburn | 2 | | |
| Employer Name | | Chelmsford | 6 | | |
| Employer Name | | Saugus | 1 | | |
| Employer Name | | Woburn | <u>65</u> | | |
| Subtotals*: | | | | <u>75</u> | <u>5</u> |
| Total*: | | | | <u>1,089</u> | <u>177</u> |

* Subtotals and Totals are distinct counts of job openings. The sum of job openings within an industry may exceed the subtotal, since job openings can be assigned to multiple occupational categories.

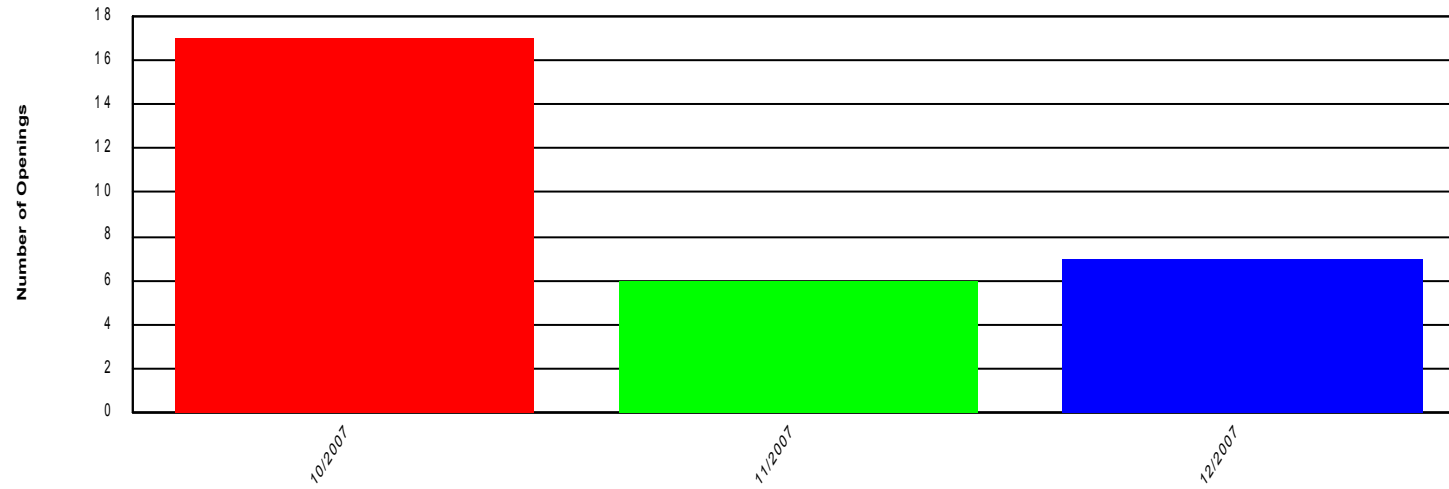
| | | Job Openings by | | | Total |
|----------------------------|---|-----------------|-------|-------|-------|
| | | 10/07 | 11/07 | 12/07 | |
| Retail - Sporting | Arts, Design, Entertainment, Sports, and Media Occupati | 200 | | | 200 |
| | Sales and Related Occupations | 39 | 101 | 5 | 145 |
| | Office and Administrative Support Occupations | 35 | 100 | | 135 |
| | Management Occupations | | 1 | | 1 |
| Retail-Vehicles/Parts,Off/ | Sales and Related Occupations | 102 | 3 | 18 | 123 |
| | Office and Administrative Support Occupations | 53 | 2 | 1 | 56 |
| | Transportation and Material Moving Occupations | 22 | | 3 | 25 |
| | Management Occupations | 1 | | 2 | 3 |
| | Business and Financial Operations Occupations | 1 | | | 1 |
| | Construction and Extraction Occupations | 1 | | | 1 |
| Administrative and | Office and Administrative Support Occupations | 73 | 32 | 9 | 114 |
| | Sales and Related Occupations | 31 | | | 31 |
| | Production Occupations | 5 | 5 | 3 | 13 |
| | Transportation and Material Moving Occupations | | 8 | 2 | 10 |
| | Computer and Mathematical Occupations | 4 | 2 | | 6 |
| | Protective Service Occupations | 2 | | 3 | 5 |
| | Business and Financial Operations Occupations | | 1 | 1 | 2 |
| | Architecture and Engineering Occupations | | | 1 | 1 |
| | Construction and Extraction Occupations | 1 | | | 1 |
| | Installation, Maintenance, and Repair Occupations | 1 | | | 1 |
| | Life, Physical, and Social Science Occupations | 1 | | | 1 |
| Unspecified Industry | Sales and Related Occupations | 50 | 6 | 18 | 74 |
| | Office and Administrative Support Occupations | 50 | | 17 | 67 |
| | Architecture and Engineering Occupations | 1 | | | 1 |
| Professional, Scientific, | Office and Administrative Support Occupations | 29 | 6 | 3 | 38 |
| | Arts, Design, Entertainment, Sports, and Media Occupati | 19 | | | 19 |
| | Business and Financial Operations Occupations | 6 | | 2 | 8 |
| | Computer and Mathematical Occupations | 4 | 1 | 2 | 7 |
| | Management Occupations | 3 | | 1 | 4 |
| | Sales and Related Occupations | 2 | 1 | | 3 |
| | Life, Physical, and Social Science Occupations | | | 2 | 2 |
| | Personal Care and Service Occupations | | 2 | | 2 |
| | Production Occupations | | 2 | | 2 |
| | Architecture and Engineering Occupations | | 1 | | 1 |
| Health Care and Social | Healthcare Support Occupations | 3 | | 11 | 14 |
| | Personal Care and Service Occupations | 9 | | 2 | 11 |
| | Office and Administrative Support Occupations | 4 | 1 | 5 | 10 |
| | Food Preparation and Serving Related Occupations | 1 | 2 | 1 | 4 |

| | | Job Openings by | | | Total |
|------------------------|--|-----------------|-------|-------|-------|
| | | 10/07 | 11/07 | 12/07 | |
| Health Care and Social | Education, Training, and Library Occupations | | 3 | | 3 |
| | Healthcare Practitioner and Technical Occupations | 2 | 1 | | 3 |
| | Computer and Mathematical Occupations | 1 | 1 | | 2 |
| | Arts, Design, Entertainment, Sports, and Media Occupations | | 1 | | 1 |
| | Management Occupations | 1 | | | 1 |
| Manufacturing-Metal, | Architecture and Engineering Occupations | | | 8 | 8 |
| | Management Occupations | | 6 | 1 | 7 |
| | Office and Administrative Support Occupations | 2 | 4 | 1 | 7 |
| | Production Occupations | 1 | 3 | 3 | 7 |
| | Healthcare Practitioner and Technical Occupations | 1 | | 4 | 5 |
| | Business and Financial Operations Occupations | 2 | | 2 | 4 |
| | Installation, Maintenance, and Repair Occupations | 2 | | 1 | 3 |
| Public Administration | Construction and Extraction Occupations | | 20 | | 20 |
| | Transportation and Material Moving Occupations | | 10 | | 10 |
| | Arts, Design, Entertainment, Sports, and Media Occupations | 3 | | | 3 |
| | Management Occupations | 1 | | 2 | 3 |
| | Building and Grounds Cleaning and Maintenance Occupations | | | 1 | 1 |
| | Business and Financial Operations Occupations | | | 1 | 1 |
| | Computer and Mathematical Occupations | | 1 | | 1 |
| | Healthcare Practitioner and Technical Occupations | 1 | | | 1 |
| | Life, Physical, and Social Science Occupations | | | 1 | 1 |
| Accommodation and Food | Food Preparation and Serving Related Occupations | 12 | 3 | 6 | 21 |
| | Sales and Related Occupations | 8 | 2 | | 10 |
| | Healthcare Practitioner and Technical Occupations | 3 | | | 3 |
| | Business and Financial Operations Occupations | | 1 | | 1 |
| | Protective Service Occupations | | | 1 | 1 |
| Mail, Delivery, and | Office and Administrative Support Occupations | 4 | 8 | | 12 |
| | Management Occupations | | 4 | | 4 |
| | Sales and Related Occupations | 4 | | | 4 |
| | Business and Financial Operations Occupations | | 1 | | 1 |
| | Transportation and Material Moving Occupations | 1 | | | 1 |
| Other Services | Office and Administrative Support Occupations | 2 | 3 | 2 | 7 |
| | Sales and Related Occupations | | 3 | | 3 |
| | Arts, Design, Entertainment, Sports, and Media Occupations | | 1 | | 1 |
| | Healthcare Practitioner and Technical Occupations | | 1 | | 1 |
| | Transportation and Material Moving Occupations | | | 1 | 1 |
| Educational Services | Office and Administrative Support Occupations | 2 | | 3 | 5 |
| | Business and Financial Operations Occupations | | | 2 | 2 |

| | | Job Openings by | | | Total |
|---|---|-----------------|-------|-------|-------|
| | | 10/07 | 11/07 | 12/07 | |
| Educational Services | Community and Social Services Occupations | 2 | | | 2 |
| | Arts, Design, Entertainment, Sports, and Media Occupati | | | 1 | 1 |
| | Computer and Mathematical Occupations | | 1 | | 1 |
| | Management Occupations | | 1 | | 1 |
| Finance and Insurance | Office and Administrative Support Occupations | 2 | 2 | 6 | 10 |
| | Computer and Mathematical Occupations | 1 | | 1 | 2 |
| Information | Management Occupations | | 1 | 4 | 5 |
| | Office and Administrative Support Occupations | 1 | 2 | | 3 |
| | Architecture and Engineering Occupations | | | 1 | 1 |
| | Arts, Design, Entertainment, Sports, and Media Occupati | | 1 | | 1 |
| Business and Financial Operations Occupations | | | 1 | | 1 |
| | | | 1 | | 1 |
| | | | 1 | | 1 |
| | | | 1 | | 1 |
| Arts, Entertainment | Office and Administrative Support Occupations | 1 | | 6 | 7 |
| | Education, Training, and Library Occupations | | | 1 | 1 |
| Transportation | Office and Administrative Support Occupations | 2 | 2 | | 4 |
| | Transportation and Material Moving Occupations | | | 4 | 4 |
| Construction | Arts, Design, Entertainment, Sports, and Media Occupati | 1 | | | 1 |
| | Business and Financial Operations Occupations | | | 1 | 1 |
| | Community and Social Services Occupations | 1 | | | 1 |
| | Construction and Extraction Occupations | | | 1 | 1 |
| | Installation, Maintenance, and Repair Occupations | 1 | | | 1 |
| | Office and Administrative Support Occupations | 1 | | | 1 |
| Manufacturing-Food, | Office and Administrative Support Occupations | 1 | 2 | | 3 |
| | Business and Financial Operations Occupations | | | 1 | 1 |
| | Computer and Mathematical Occupations | 1 | | | 1 |
| | Production Occupations | | 1 | | 1 |
| Real Estate and Rental | Installation, Maintenance, and Repair Occupations | 1 | | | 1 |
| | Office and Administrative Support Occupations | 1 | | | 1 |
| | Sales and Related Occupations | | 1 | | 1 |
| Wholesale Trade | Installation, Maintenance, and Repair Occupations | | | 1 | 1 |
| | Office and Administrative Support Occupations | | | 1 | 1 |
| Management | Sales and Related Occupations | | 1 | | 1 |
| Manufacturing | Office and Administrative Support Occupations | | | 1 | 1 |
| Utilities | Production Occupations | | | 1 | 1 |

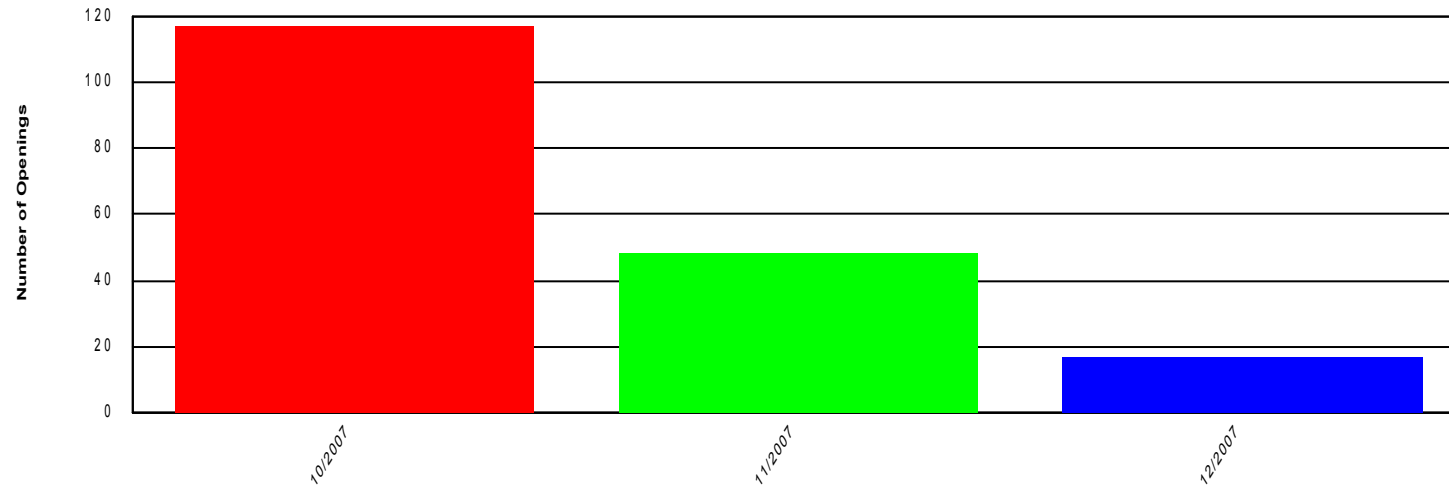
Accommodation and Food Services

Job Openings by Industry Sector by Month



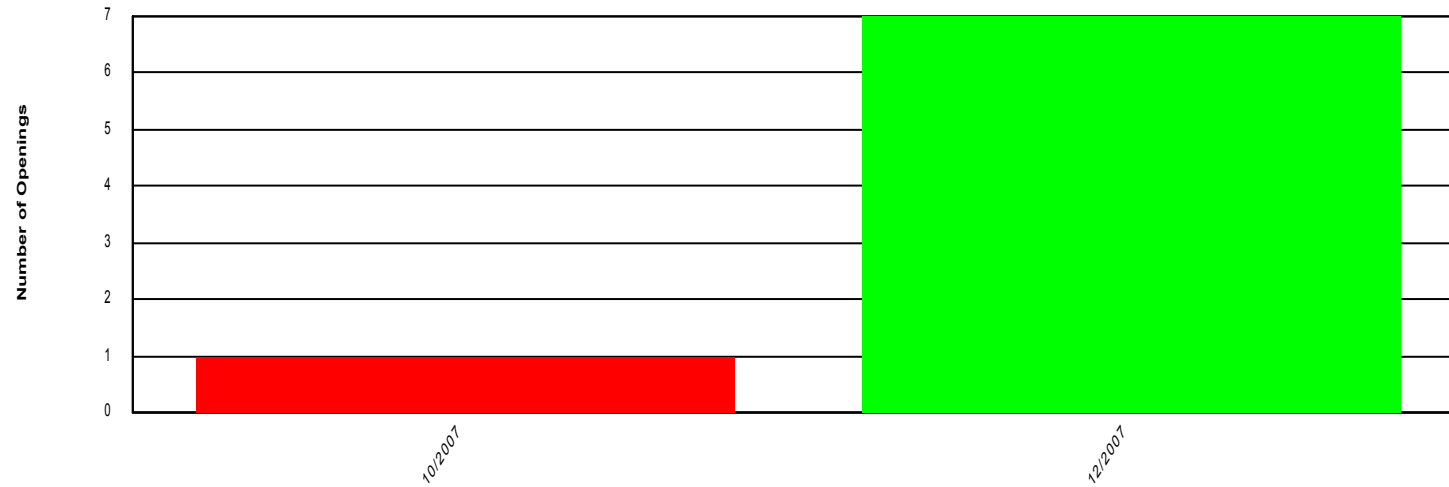
Administrative and Support and Waste Management and Remediation Services

Job Openings by Industry Sector by Month



Arts, Entertainment, and Recreation

Job Openings by Industry Sector by Month



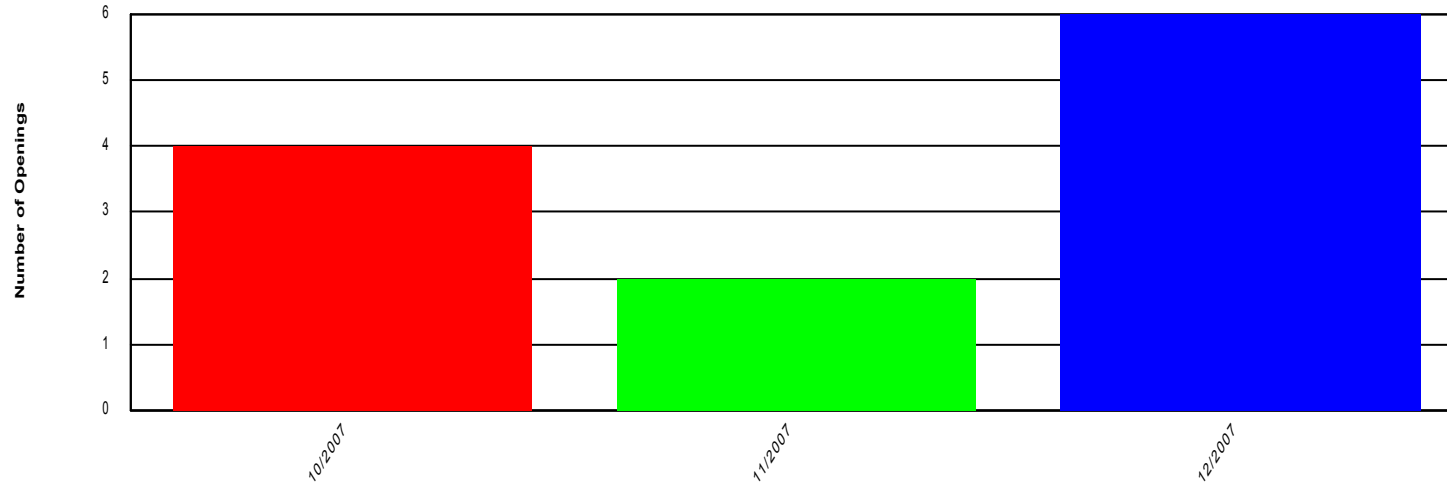
Construction

Job Openings by Industry Sector by Month



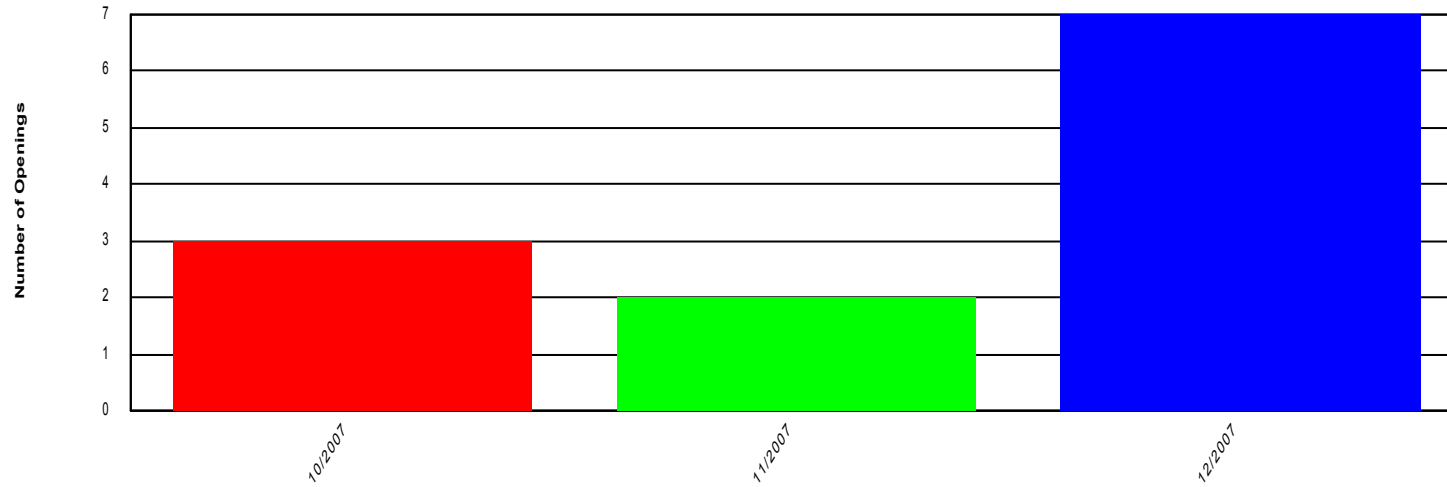
Educational Services

Job Openings by Industry Sector by Month



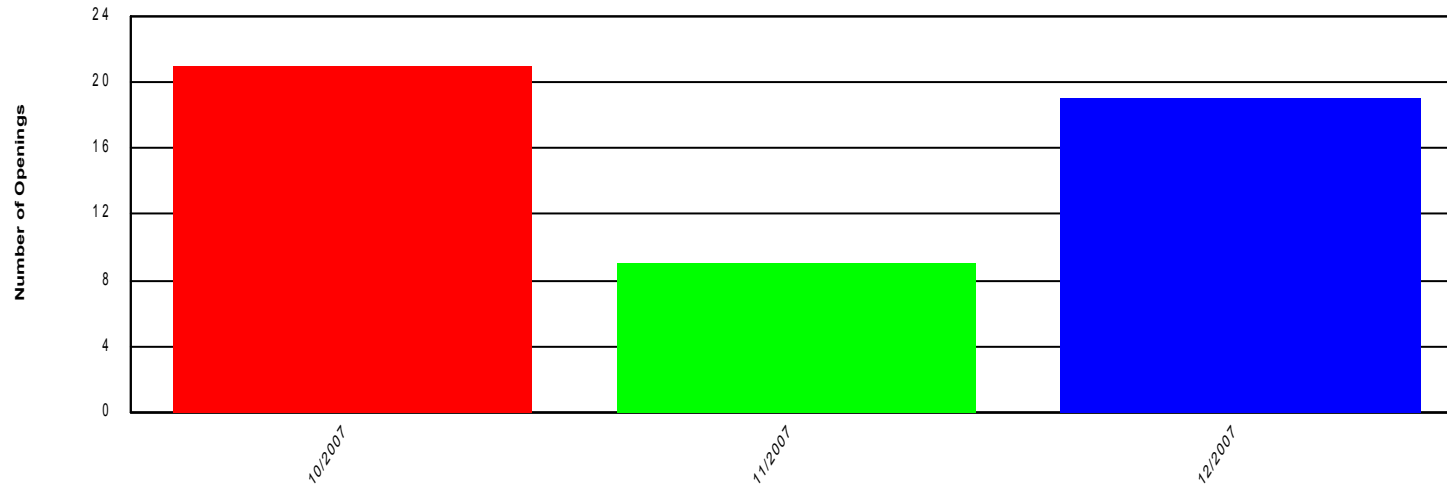
Finance and Insurance

Job Openings by Industry Sector by Month



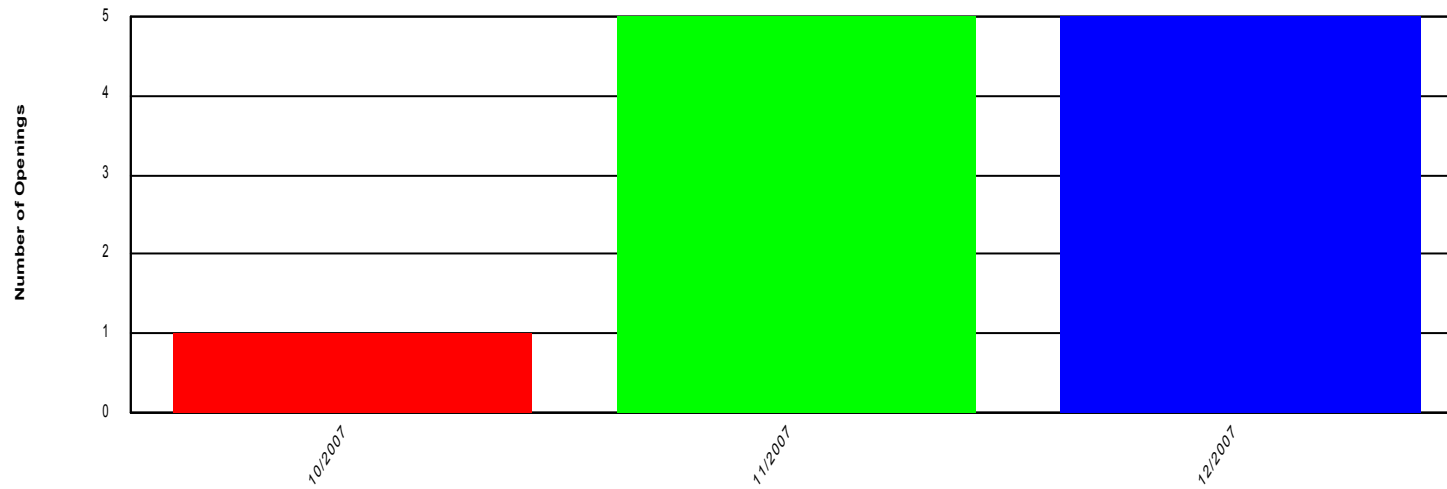
Health Care and Social Assistance

Job Openings by Industry Sector by Month



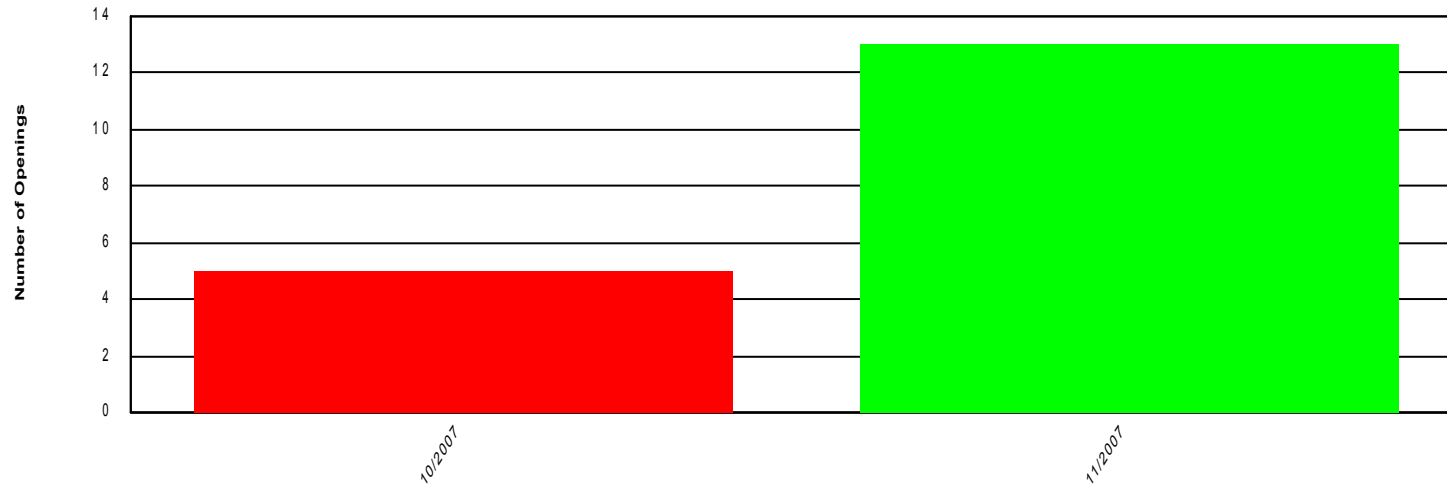
Information

Job Openings by Industry Sector by Month



Mail, Delivery, and Warehousing

Job Openings by Industry Sector by Month



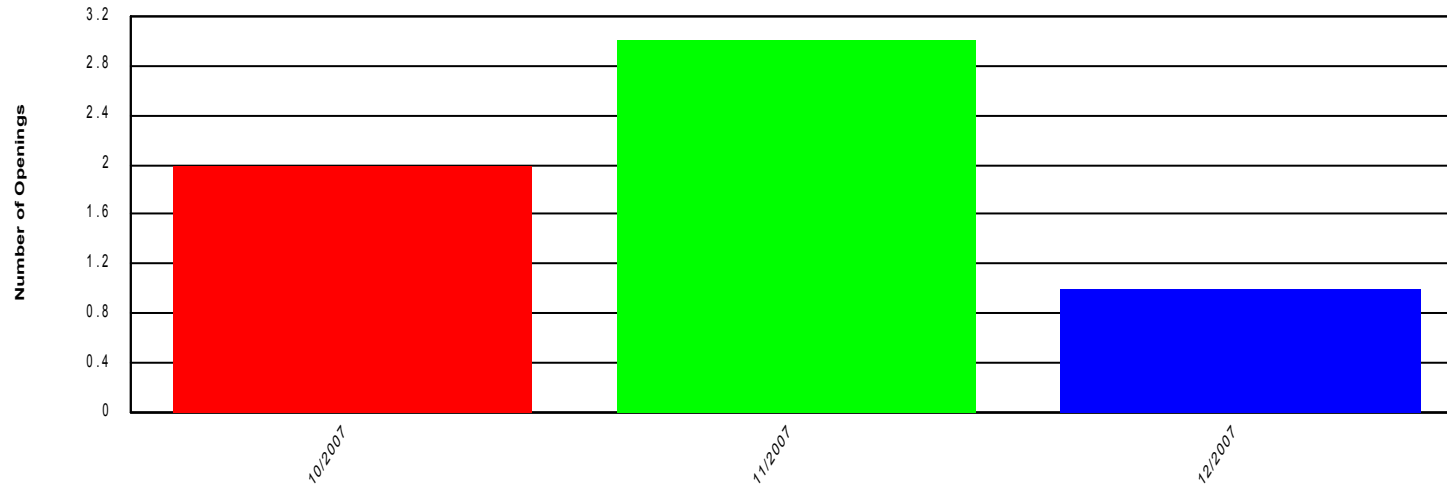
Management of Companies and Enterprises

Job Openings by Industry Sector by Month



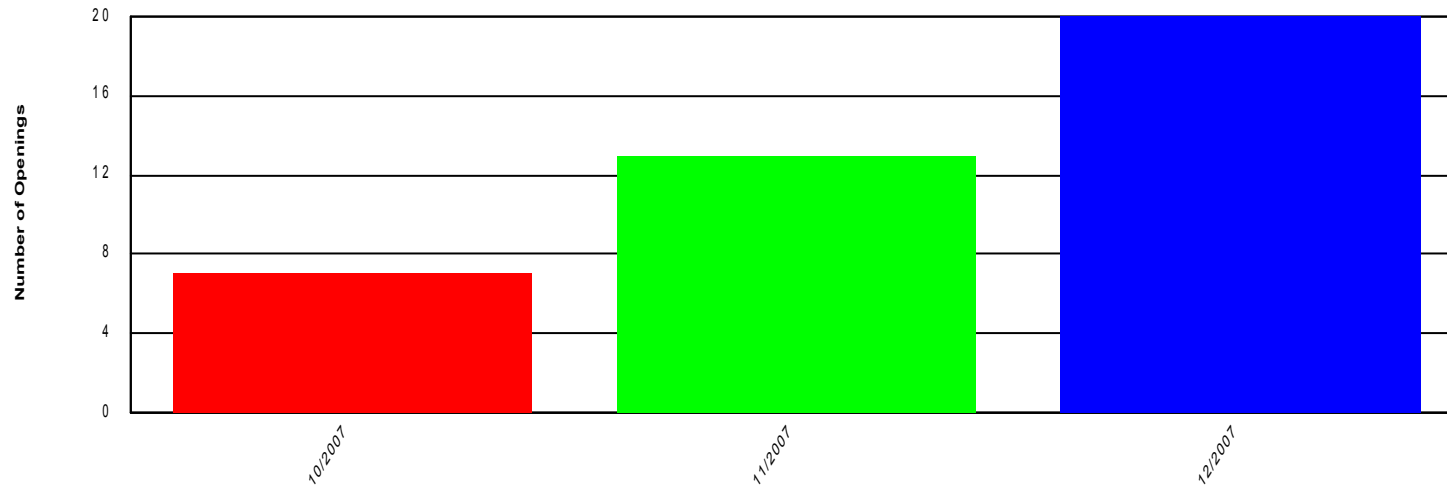
Manufacturing-Food, Beverage & Tobacco, Textiles, Textile Products, Apparel, Leather

Job Openings by Industry Sector by Month




Manufacturing-Metal, Metal Product, Machinery, Computers & Electronics, Electrical & Transportation Equipment, Furniture

Job Openings by Industry Sector by Month



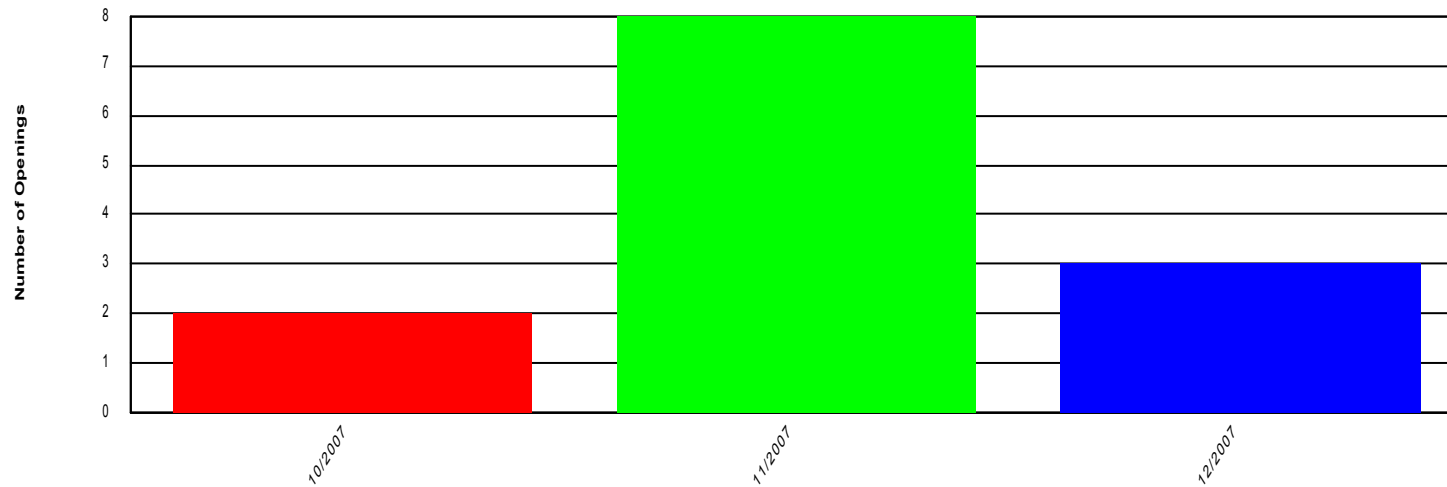
Manufacturing-Wood, Paper, Printing, Petroleum & Coal, Chemical, Plastics & Rubber, Nonmetallic Mineral

Job Openings by Industry Sector by Month



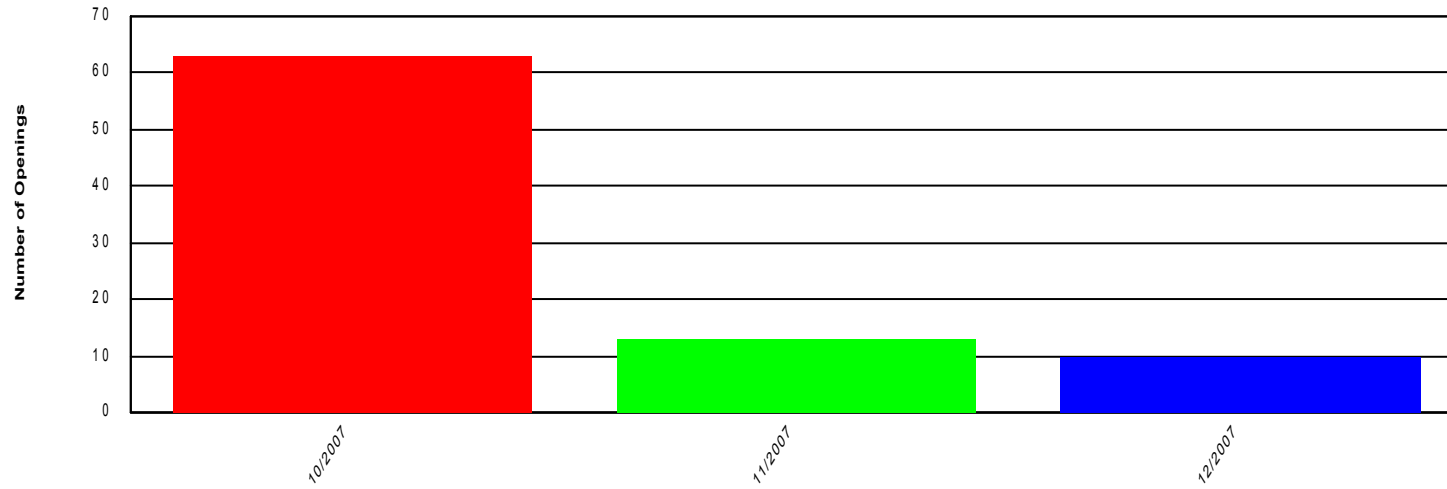
Other Services (except Public Administration)

Job Openings by Industry Sector by Month



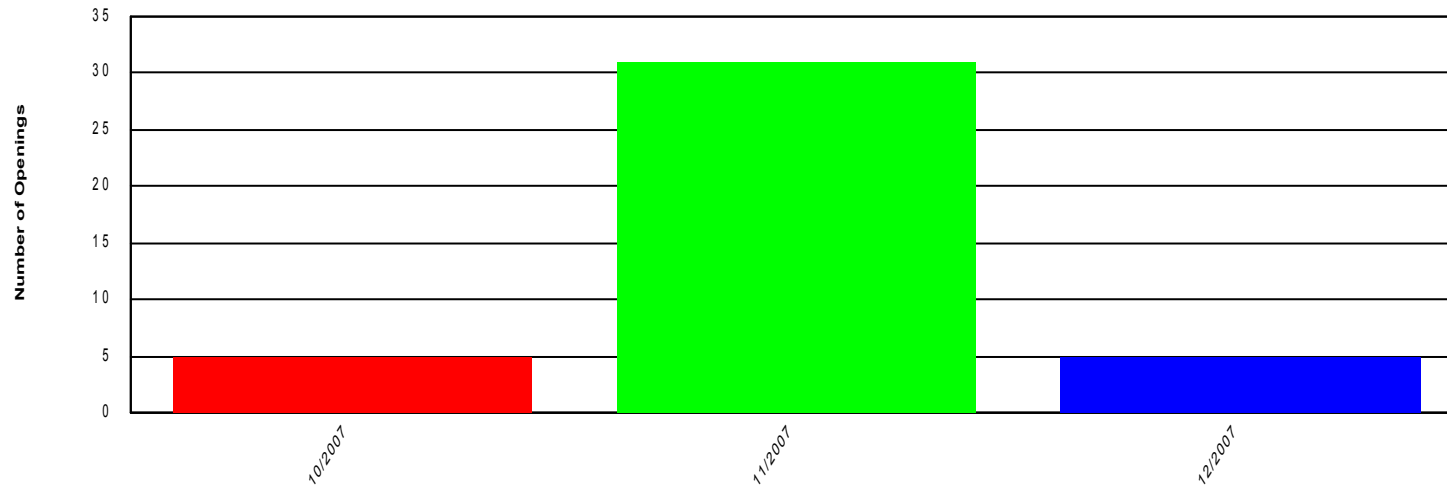
Professional, Scientific, and Technical Services

Job Openings by Industry Sector by Month




Public Administration

Job Openings by Industry Sector by Month



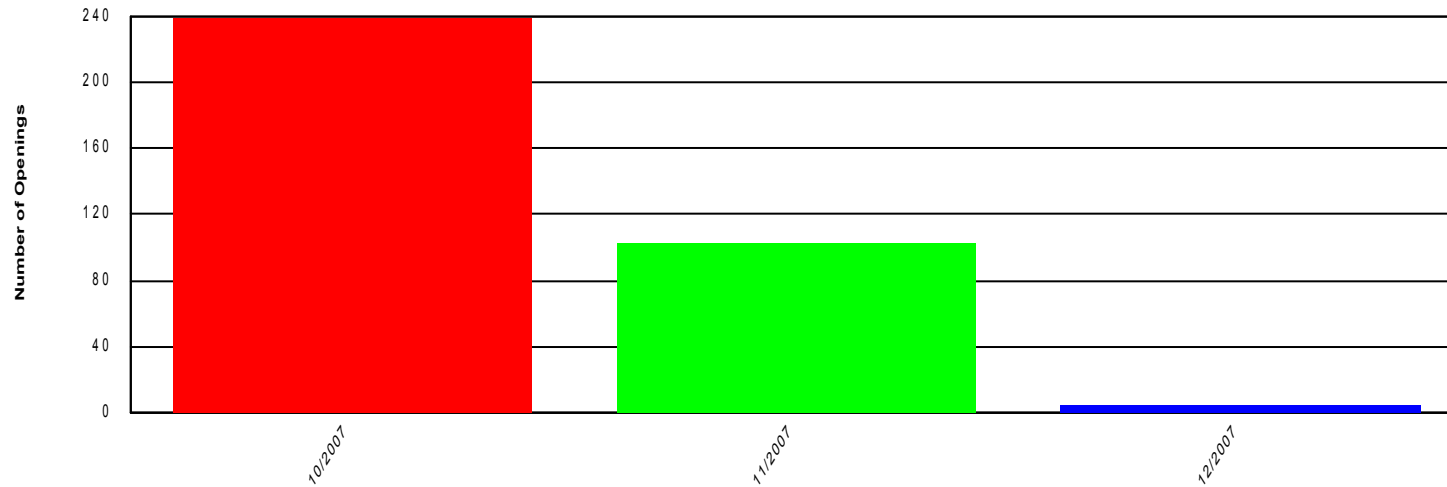
Real Estate and Rental and Leasing

Job Openings by Industry Sector by Month

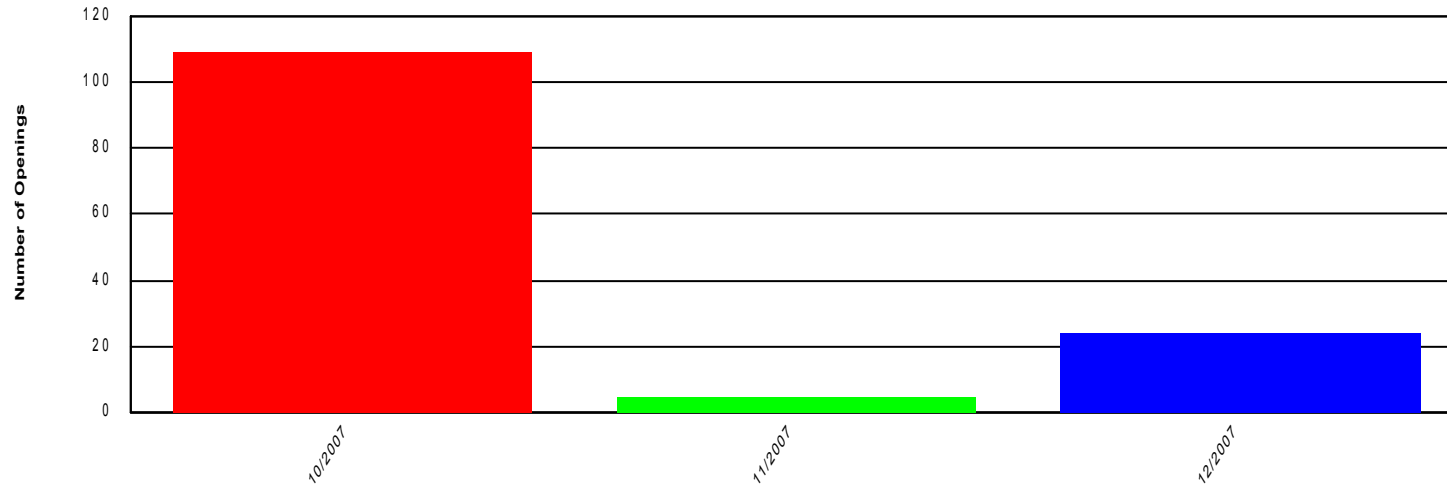


Retail - Sporting Goods, Hobbies, Books, Music, and General Merchandise

Job Openings by Industry Sector by Month




Job Openings by Industry Sector by Month




Transportation

Job Openings by Industry Sector by Month




Utilities

Job Openings by Industry Sector by Month



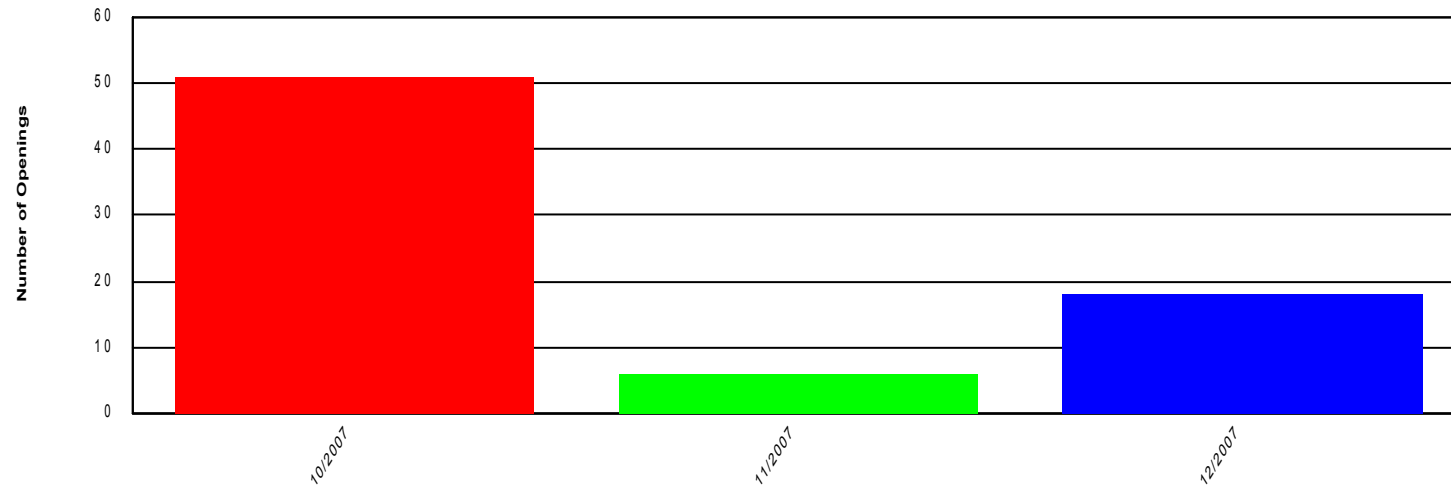
Wholesale Trade

Job Openings by Industry Sector by Month



Unspecified Industry Sector

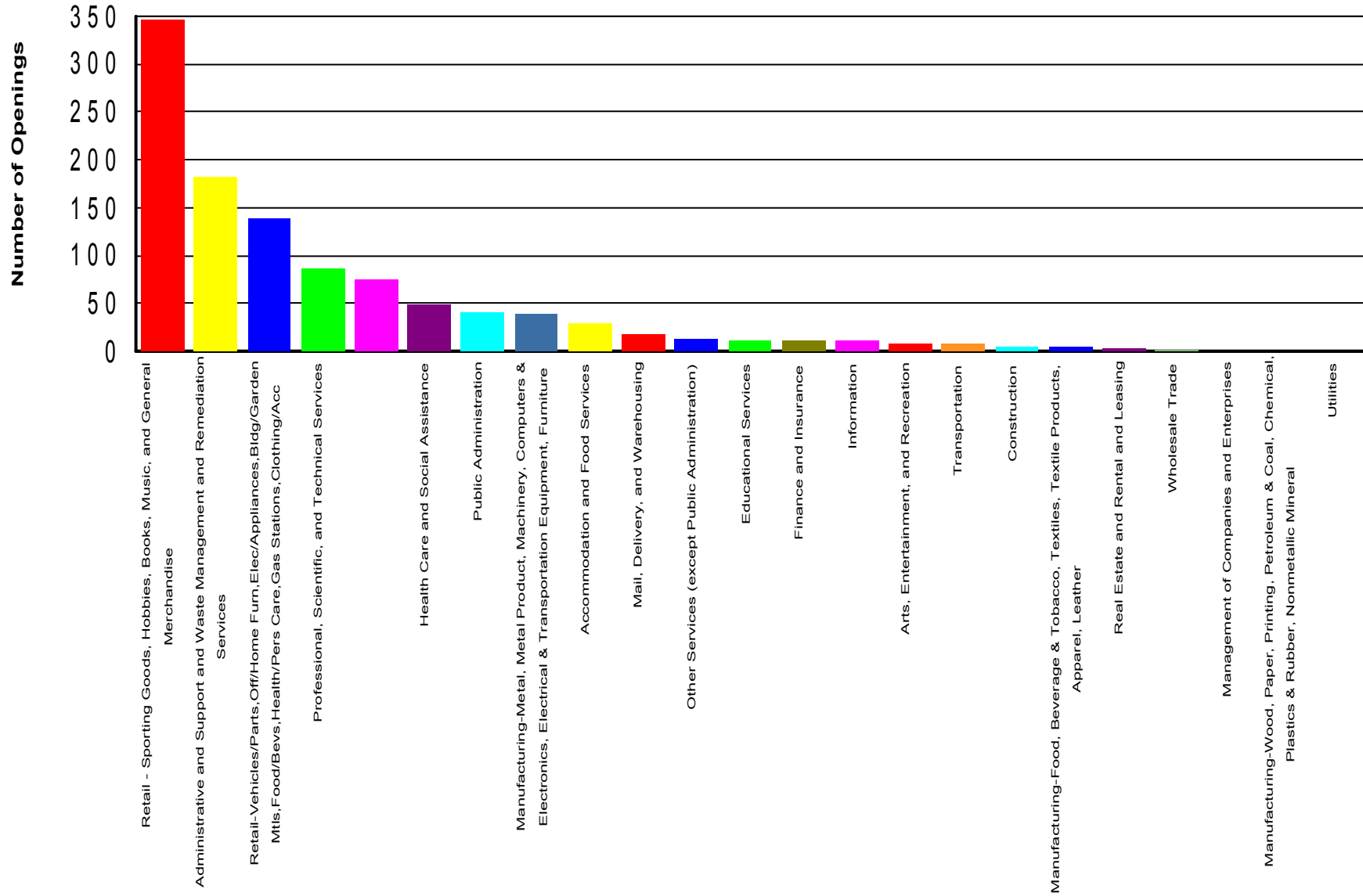
Job Openings by Industry Sector by Month



| | Job Openings by | | | Total |
|--|-----------------|-------|-------|-------|
| | 10/07 | 11/07 | 12/07 | |
| Retail - Sporting Goods, Hobbies, Books, Music, and General Merchandise | 239 | 102 | 5 | 346 |
| Administrative and Support and Waste Management and Remediation Services | 117 | 48 | 17 | 182 |
| Retail-Vehicles/Parts,Off/Home Furn,Elec/Appliances,Bldg/Garden Mtls,Food/Bevs,Health/Pers Care,Gas Stations,Clothing/Acc | 109 | 5 | 24 | 138 |
| Professional, Scientific, and Technical Services | 63 | 13 | 10 | 86 |
| Unspecified Industry Sector | 51 | 6 | 18 | 75 |
| Health Care and Social Assistance | 21 | 9 | 19 | 49 |
| Public Administration | 5 | 31 | 5 | 41 |
| Manufacturing-Metal, Metal Product, Machinery, Computers & Electronics, Electrical & Transportation Equipment, Furniture | 7 | 13 | 20 | 40 |
| Accommodation and Food Services | 17 | 6 | 7 | 30 |
| Mail, Delivery, and Warehousing | 5 | 13 | | 18 |
| Other Services (except Public Administration) | 2 | 8 | 3 | 13 |
| Educational Services | 4 | 2 | 6 | 12 |
| Finance and Insurance | 3 | 2 | 7 | 12 |
| Information | 1 | 5 | 5 | 11 |
| Arts, Entertainment, and Recreation | 1 | | 7 | 8 |
| Transportation | 2 | 2 | 4 | 8 |

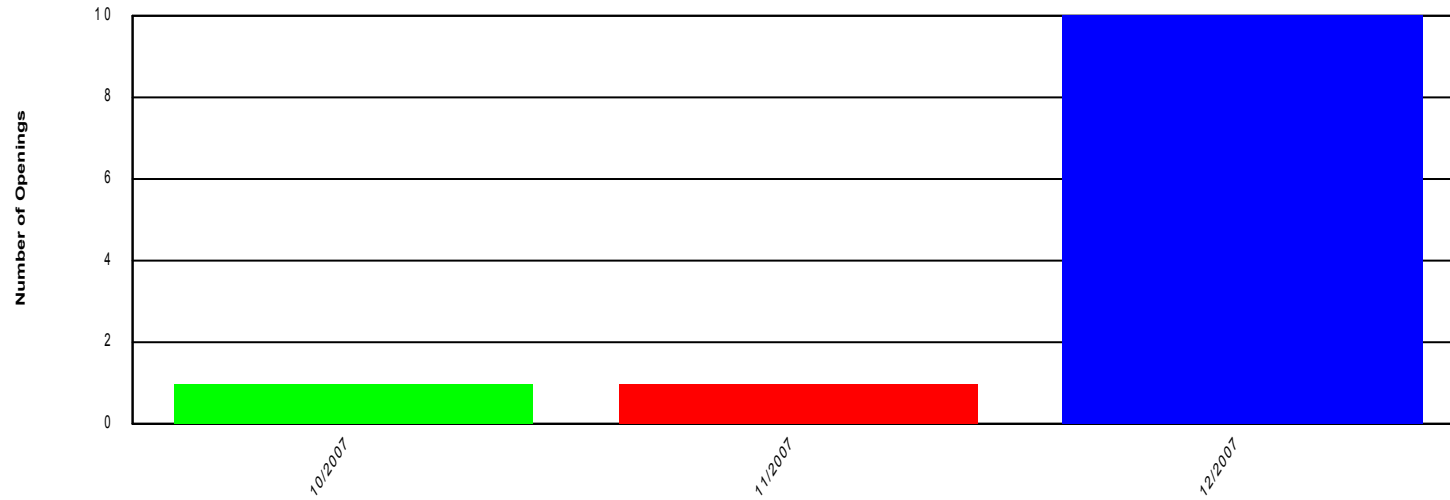
| | Job Openings by | | | Total |
|---|-----------------|------------|------------|--------------|
| | 10/07 | 11/07 | 12/07 | |
| Construction | 4 | | 2 | 6 |
| Manufacturing-Food, Beverage & Tobacco, Textiles, Textile Products, Apparel, Leather | 2 | 3 | 1 | 6 |
| Real Estate and Rental and Leasing | 2 | 1 | | 3 |
| Wholesale Trade | | | 2 | 2 |
| Management of Companies and Enterprises | | 1 | | 1 |
| Manufacturing-Wood, Paper, Printing, Petroleum & Coal, Chemical, Plastics & Rubber, Nonmetallic Mineral | | | 1 | 1 |
| Utilities | | | 1 | 1 |
| Total | 655 | 270 | 164 | 1,089 |

Job Openings by Industry Sector



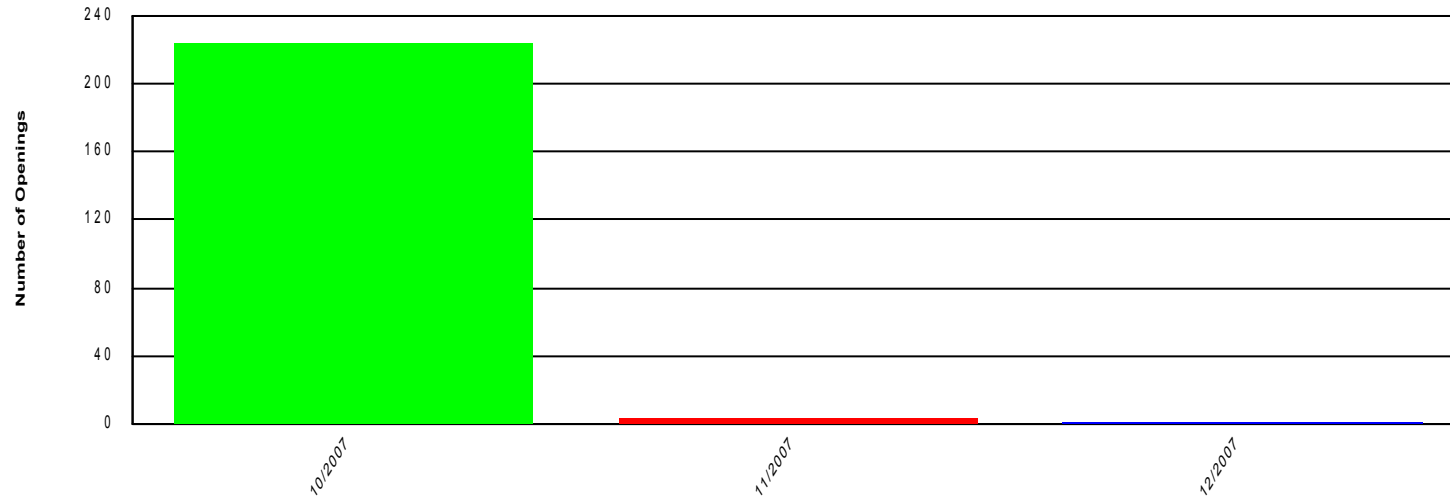
Architecture and Engineering Occupations

Job Openings by Occupational Category by Month




Arts, Design, Entertainment, Sports, and Media Occupations

Job Openings by Occupational Category by Month



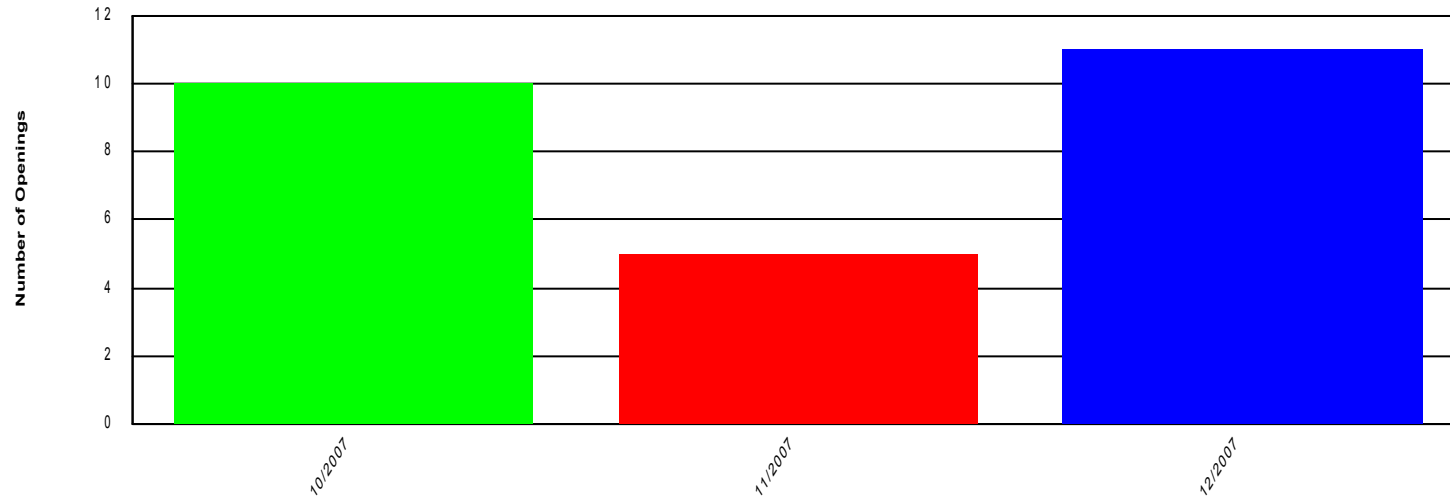
Building and Grounds Cleaning and Maintenance Occupations

Job Openings by Occupational Category by Month




Business and Financial Operations Occupations

Job Openings by Occupational Category by Month



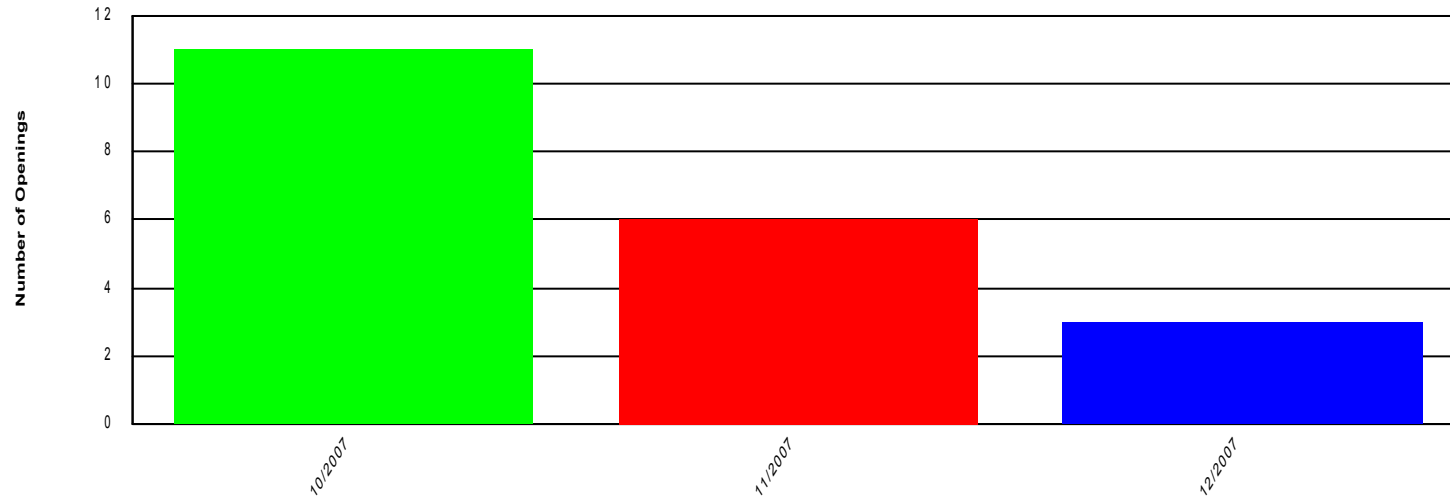
Community and Social Services Occupations

Job Openings by Occupational Category by Month



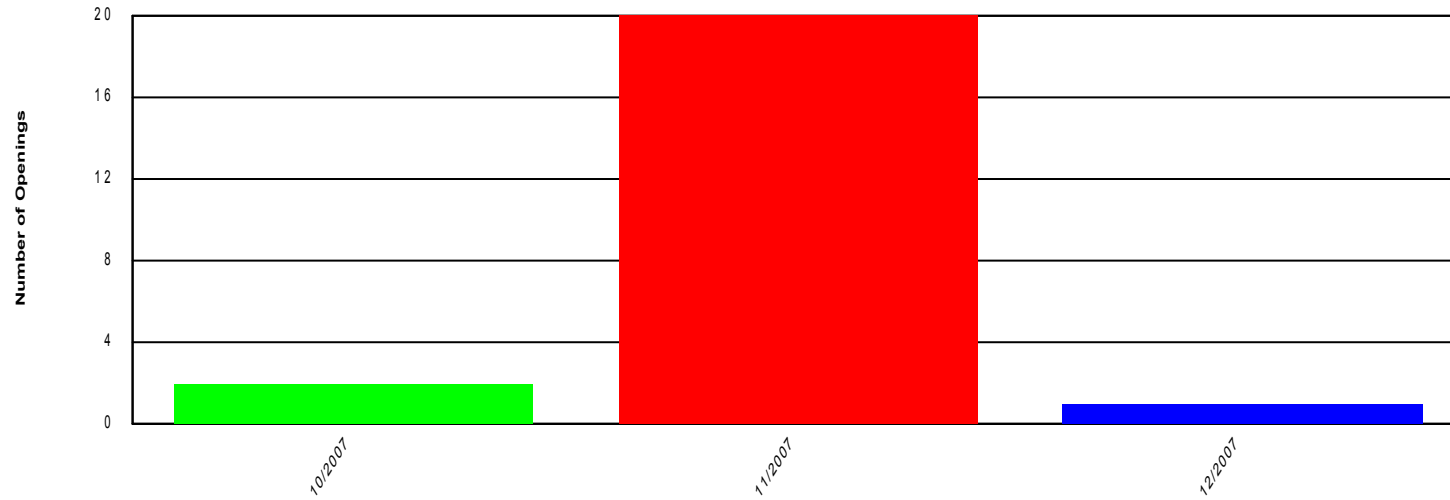
Computer and Mathematical Occupations

Job Openings by Occupational Category by Month



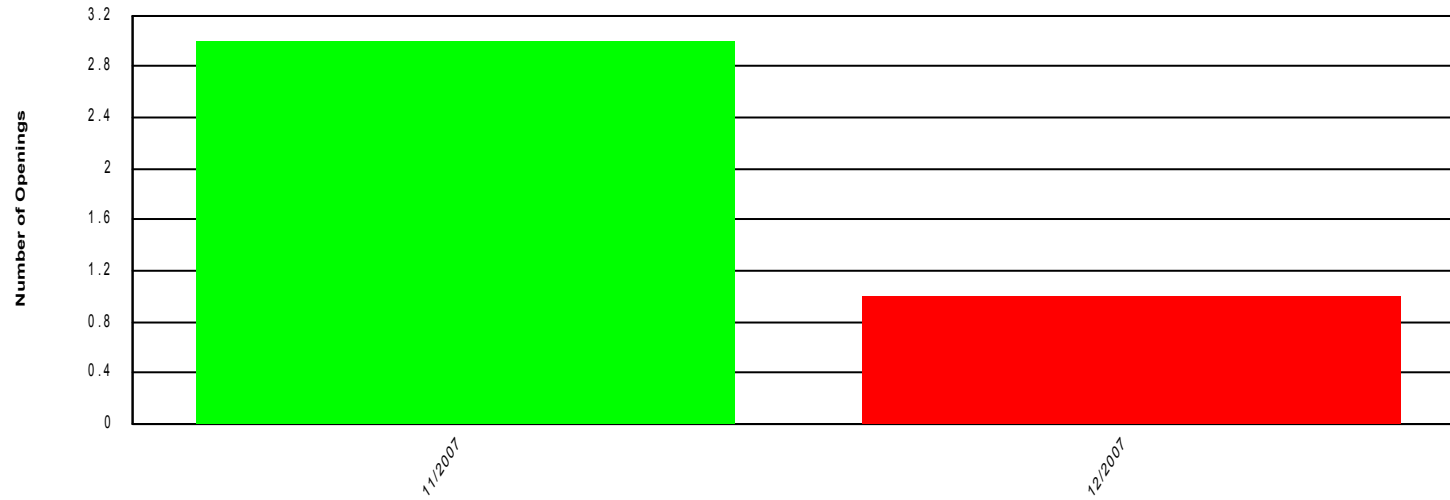
Construction and Extraction Occupations

Job Openings by Occupational Category by Month



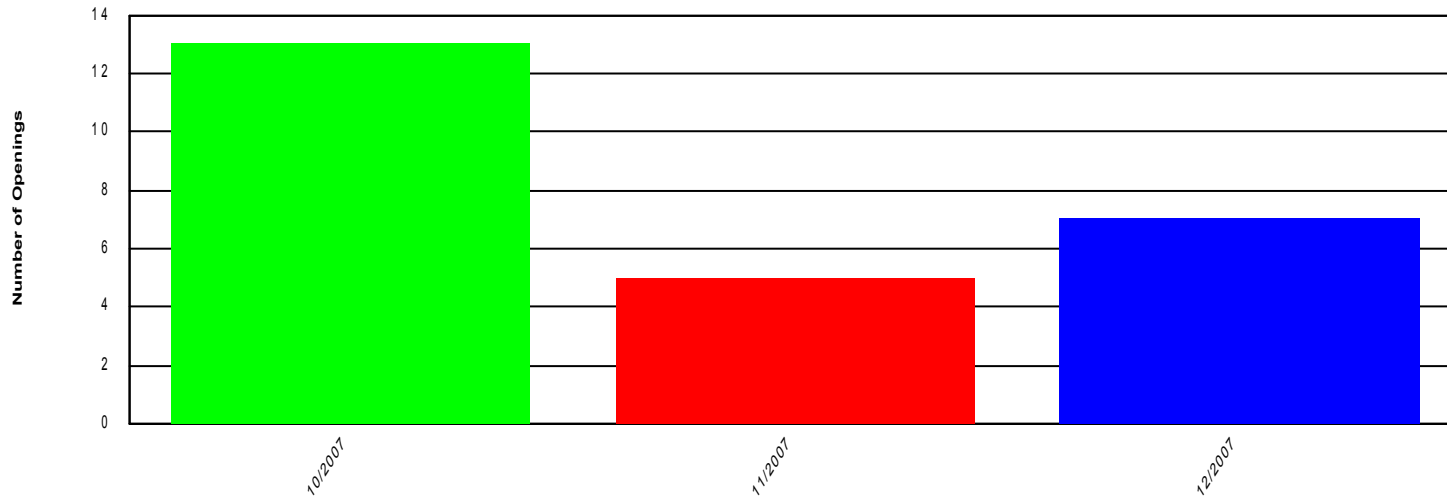
Education, Training, and Library Occupations

Job Openings by Occupational Category by Month



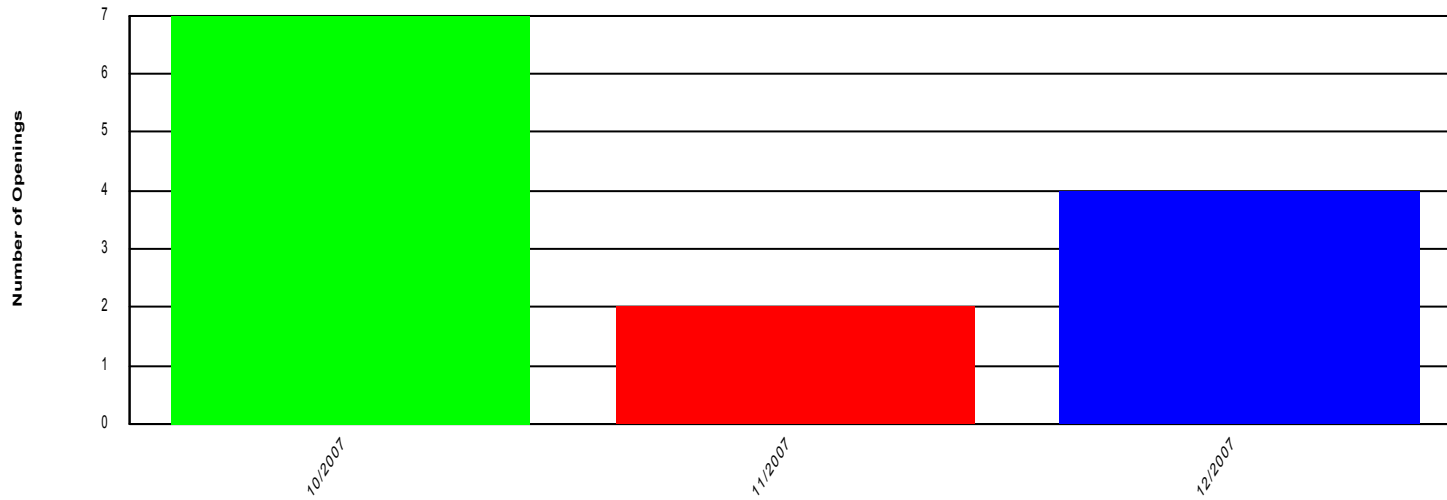
Food Preparation and Serving Related Occupations

Job Openings by Occupational Category by Month



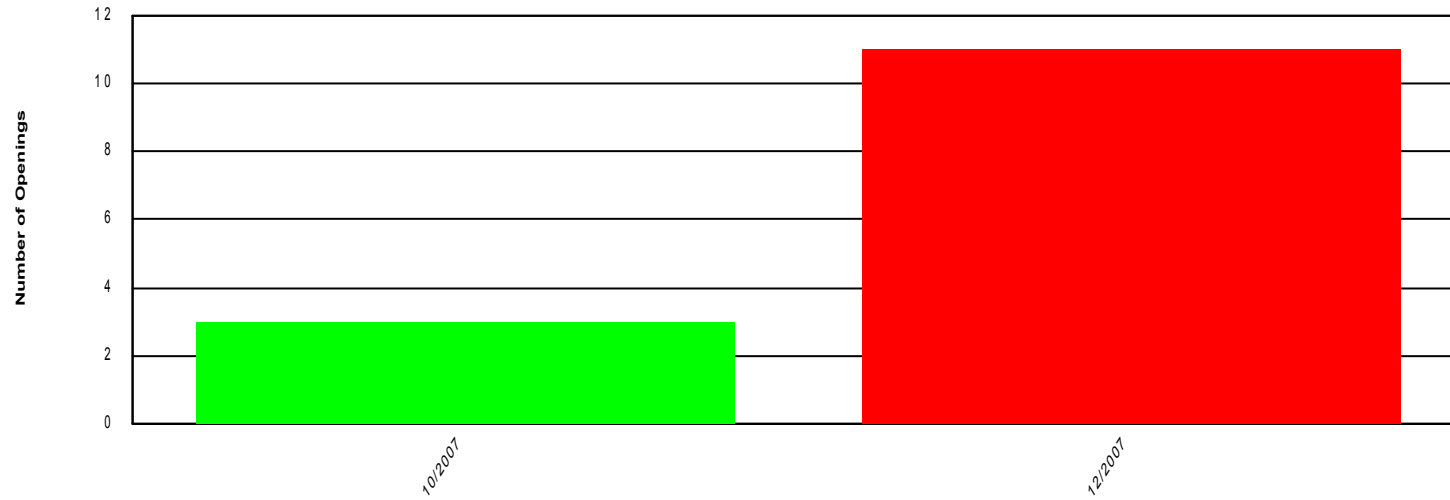
Healthcare Practitioner and Technical Occupations

Job Openings by Occupational Category by Month



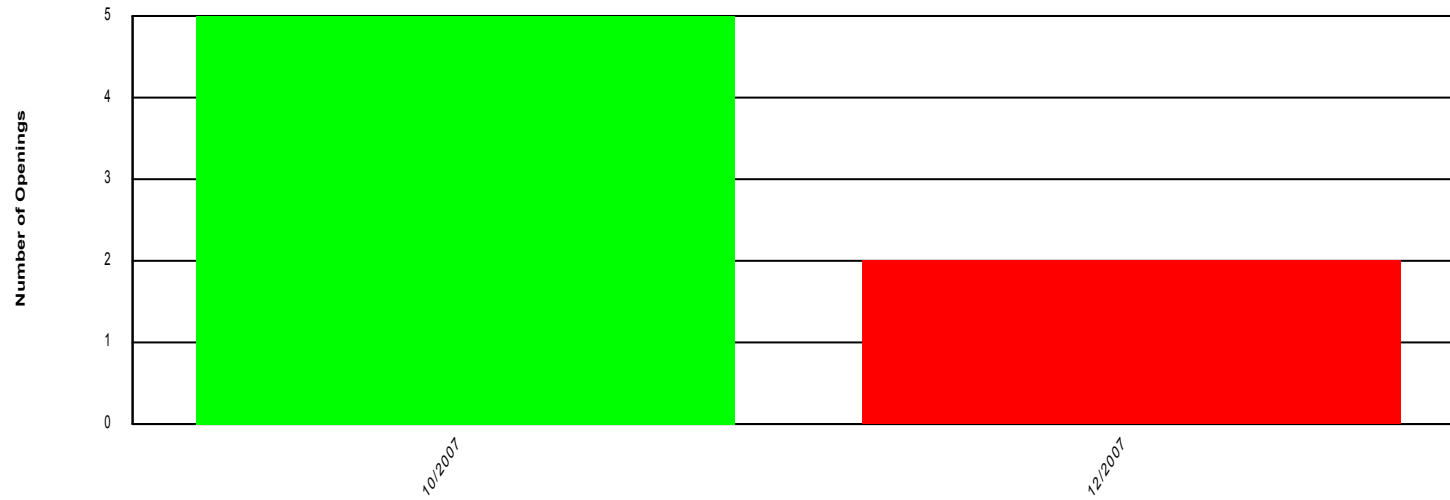
Healthcare Support Occupations

Job Openings by Occupational Category by Month



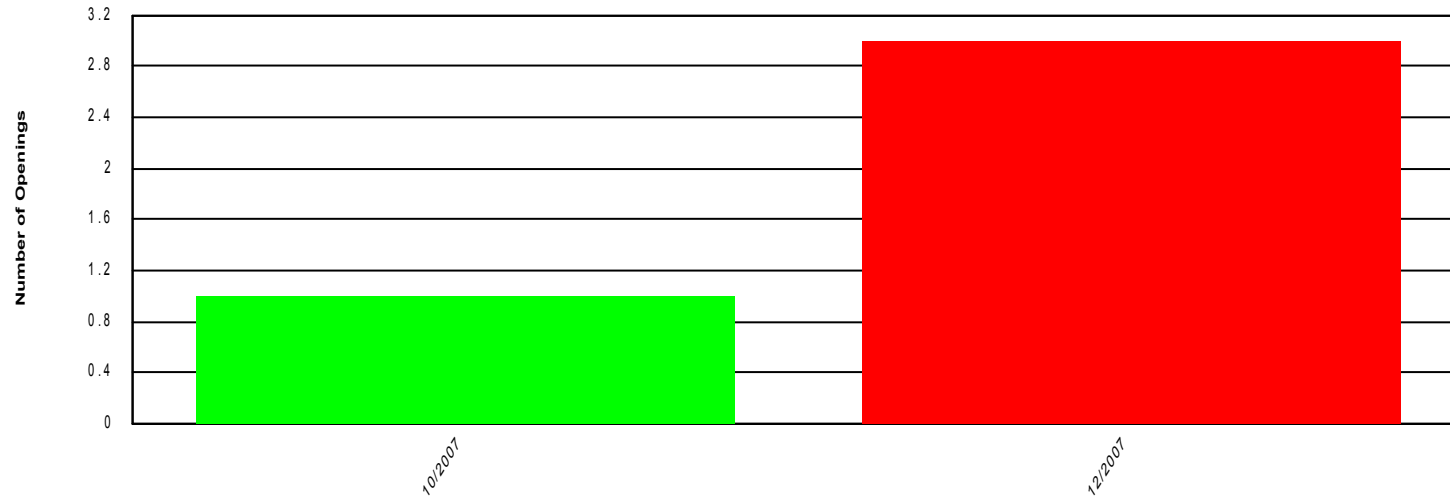
Installation, Maintenance, and Repair Occupations

Job Openings by Occupational Category by Month



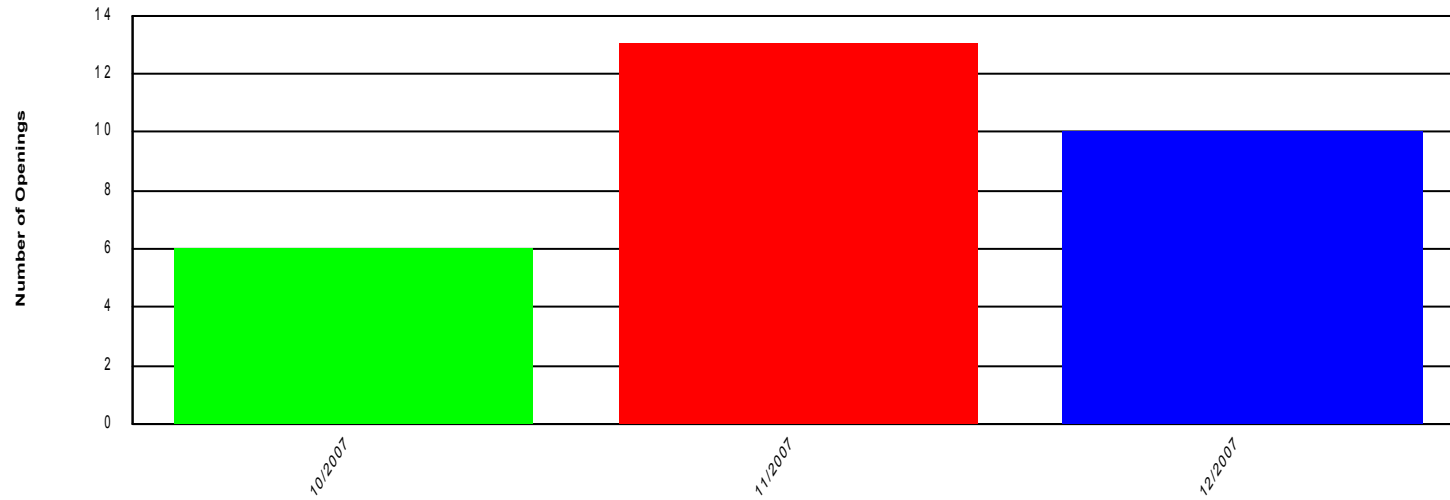
Life, Physical, and Social Science Occupations

Job Openings by Occupational Category by Month



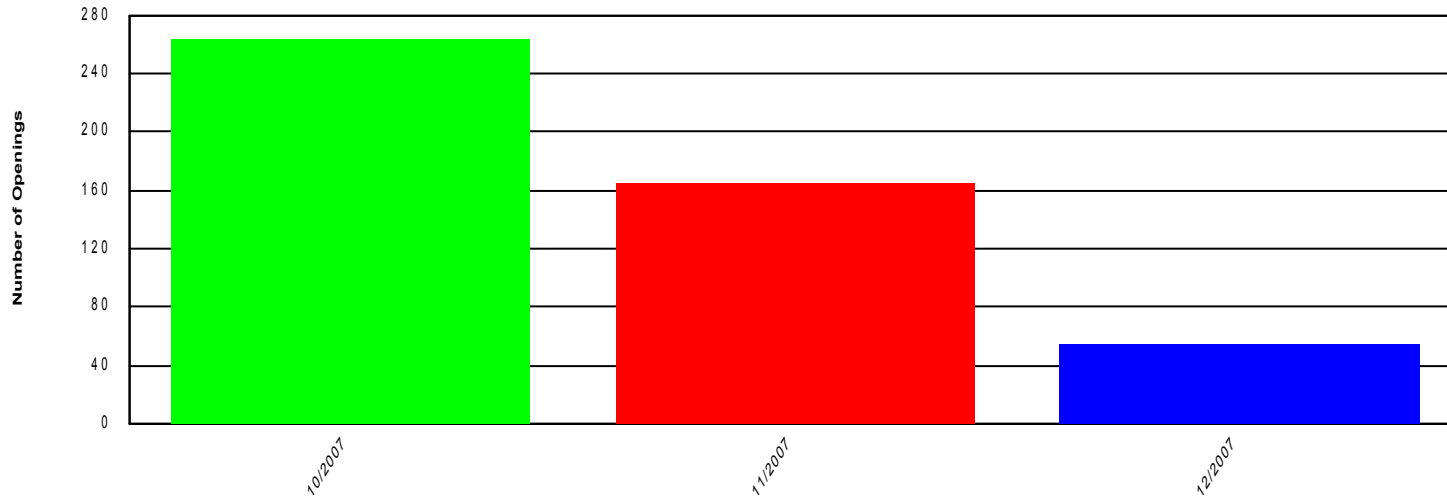
Management Occupations

Job Openings by Occupational Category by Month



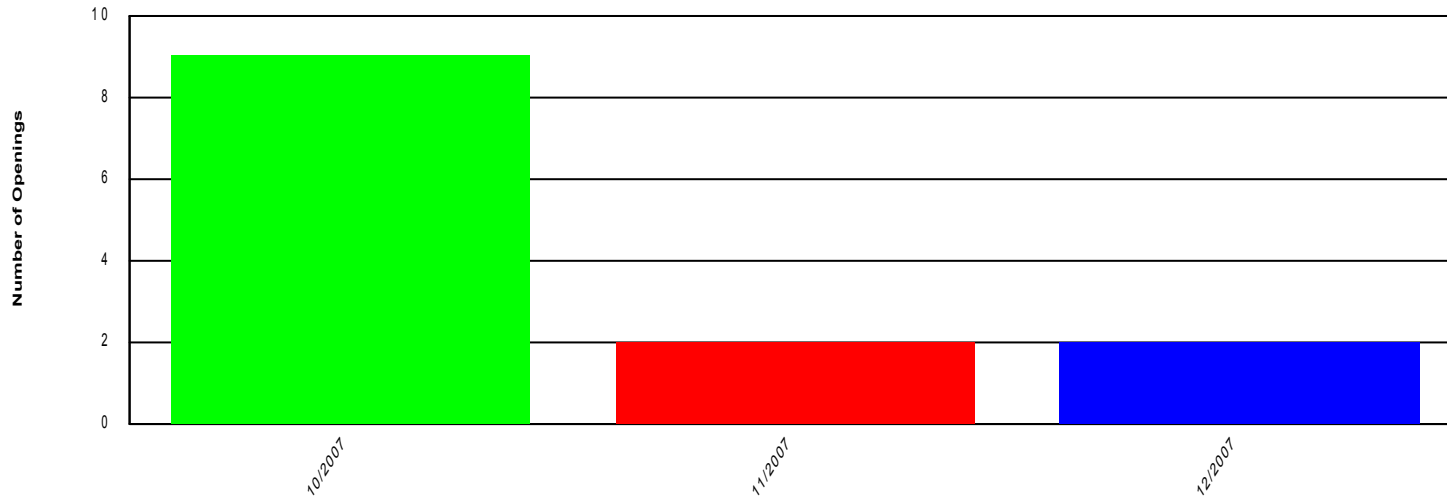
Office and Administrative Support Occupations

Job Openings by Occupational Category by Month



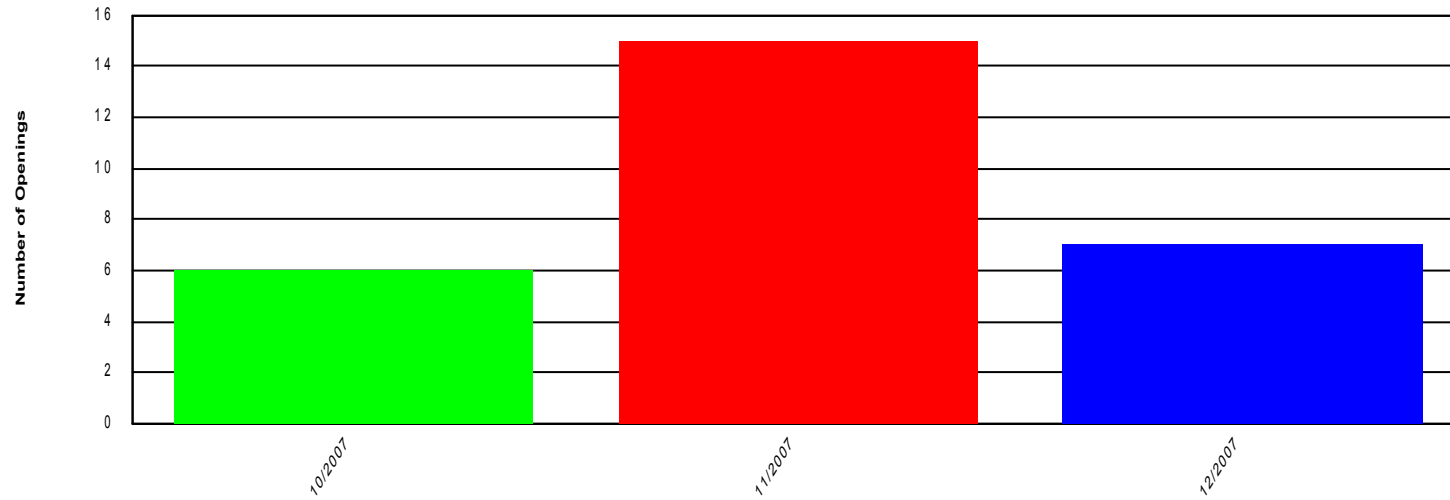
Personal Care and Service Occupations

Job Openings by Occupational Category by Month



Production Occupations

Job Openings by Occupational Category by Month



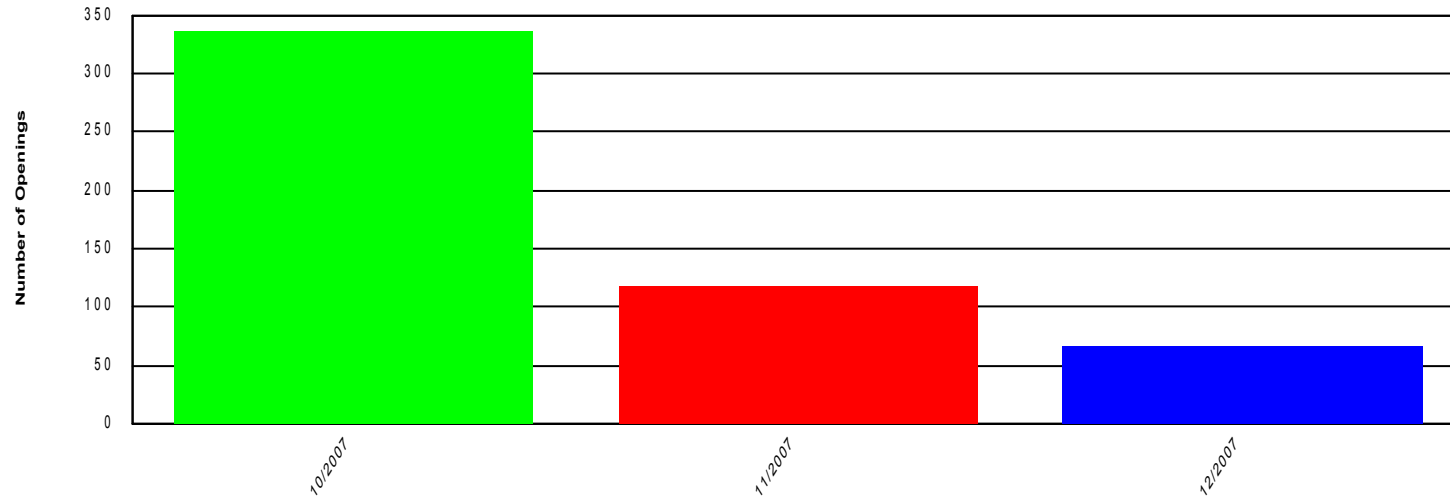
Protective Service Occupations

Job Openings by Occupational Category by Month



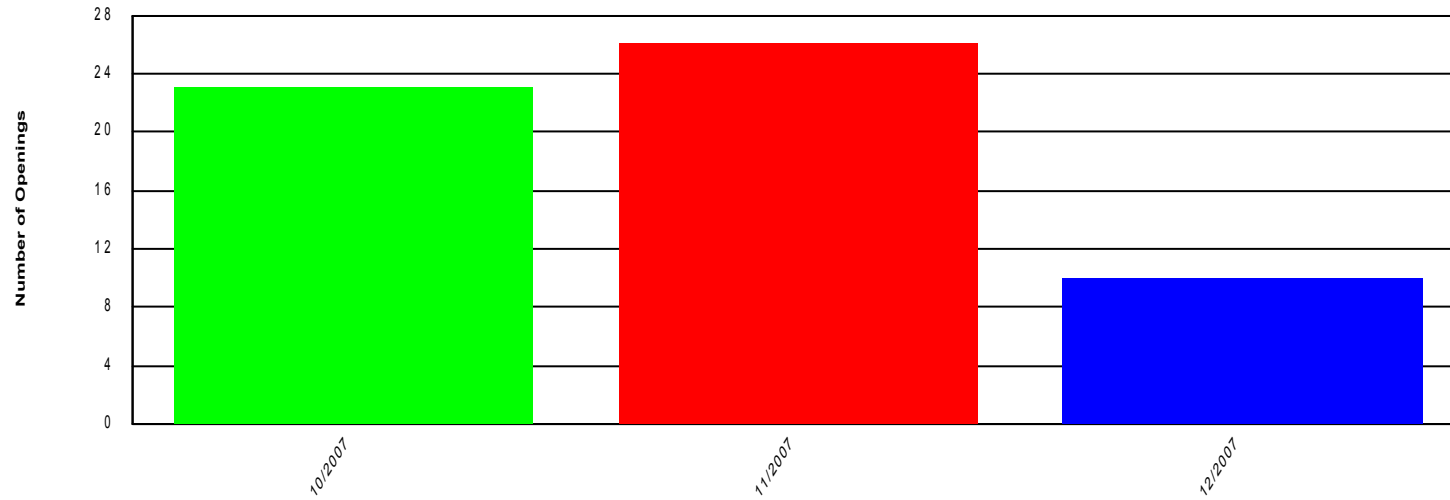
Sales and Related Occupations

Job Openings by Occupational Category by Month



Transportation and Material Moving Occupations

Job Openings by Occupational Category by Month



| | Job Openings by | | | Total |
|---|-----------------|------------|------------|--------------|
| | 10/07 | 11/07 | 12/07 | |
| Sales and Related Occupations | 336 | 118 | 66 | 520 |
| Office and Administrative Support Occupations | 264 | 165 | 55 | 484 |
| Arts, Design, Entertainment, Sports, and Media Occupati | 223 | 3 | 1 | 227 |
| Transportation and Material Moving Occupations | 23 | 26 | 10 | 59 |
| Management Occupations | 6 | 13 | 10 | 29 |
| Production Occupations | 6 | 15 | 7 | 28 |
| Business and Financial Operations Occupations | 10 | 5 | 11 | 26 |
| Food Preparation and Serving Related Occupations | 13 | 5 | 7 | 25 |
| Construction and Extraction Occupations | 2 | 20 | 1 | 23 |
| Computer and Mathematical Occupations | 11 | 6 | 3 | 20 |
| Healthcare Support Occupations | 3 | | 11 | 14 |
| Healthcare Practitioner and Technical Occupations | 7 | 2 | 4 | 13 |
| Personal Care and Service Occupations | 9 | 2 | 2 | 13 |
| Architecture and Engineering Occupations | 1 | 1 | 10 | 12 |
| Installation, Maintenance, and Repair Occupations | 5 | | 2 | 7 |
| Protective Service Occupations | 2 | | 4 | 6 |
| Education, Training, and Library Occupations | | 3 | 1 | 4 |
| Life, Physical, and Social Science Occupations | 1 | | 3 | 4 |
| Community and Social Services Occupations | 3 | | | 3 |
| Building and Grounds Cleaning and Maintenance Occupa | | | 1 | 1 |
| Total | 925 | 384 | 209 | 1,518 |

Job Openings by Occupational Category

