

## Job Orders by Industry and City-D

**Development Version:** Crystal Reports XI, Service Pack 2

**First Issuance Date:** 4/30/07

Modified (9/29/07): Added parameter by Targeted Industry; added charts and crosstab at end.

**Parameters:** Location (Region or Career Center); Region; Career Center; Start Date; End Date, Report Level (Industry Division Only; Industry Division and Industry; Industry Division, Industry, and City; All with Job Order Detail), Targeted Industries.

**Key Features:** This report shows job orders and job openings by industry division, industry, and city where job is located if in the region, depending upon your parameter choice. The detail view shows the employer name, job order number, and job title of the job order. The user may choose to display only job orders for the targeted industries he/she selects from a list of industry sectors.

Please note that job orders are archived after 14 months (and sometimes sooner), so that using a start date earlier than a year before the current date is discouraged.

**Report Run Times:** Three (3) to 5 minutes.

**Report Feedback:** This report has been tested for accuracy; however, we encourage your feedback--if you get unexpected results or have other suggestions, please contact the report developer below.

**Report Developer:** Linda Bass, lbass@detma.org, 617-864-1570.

**Parameters Selected:**

Location Level: Career Center

Region: Region Name

Career Center: Career Center Name

Start Date: 7/1/07

End Date: 7/18/07

Report Level : Selected View: Industry Division and Industry

Targeted Industries:

72	Accommodation and Food Services
62	Health Care and Social Assistance
31	Manufacturing-Food, Beverage & Tobacco, Textiles, Textile Products, Apparel, Leather
33	Manufacturing-Metal, Metal Product, Machinery, Computers & Electronics, Electrical & Transportation Equipment, Furniture
32	Manufacturing-Wood, Paper, Printing, Petroleum & Coal, Chemical, Plastics & Rubber, Nonmetallic Mineral
45	Retail - Sporting Goods, Hobbies, Books, Music, and General Merchandise
44	Retail-Vehicles/Parts,Off/Home Furn,Elec/Appliances,Bldg/Garden Mtls,Food/Bevs,Health/Pers Care,Gas Stations,Clothing/Acc

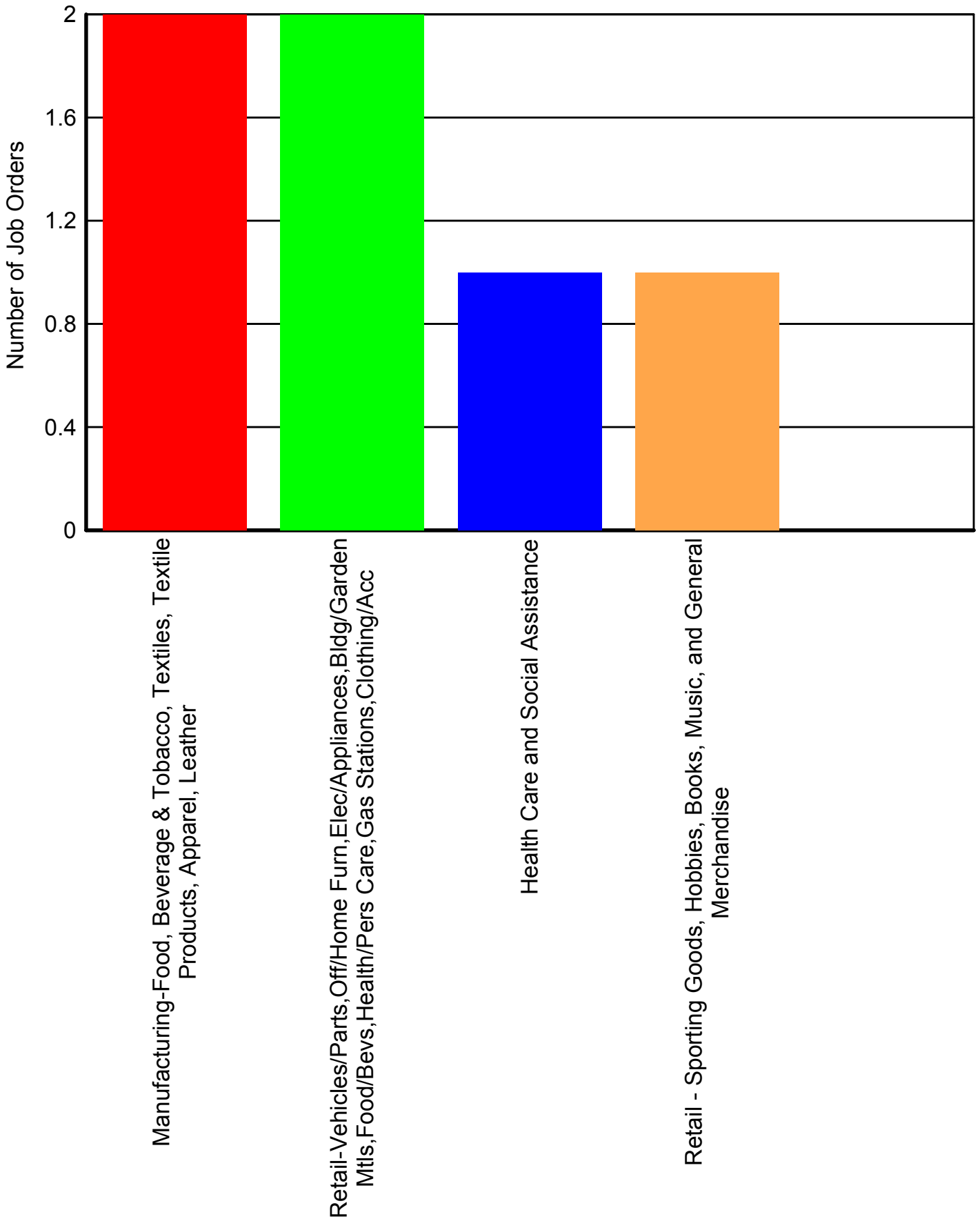
**Job Orders in Targeted Industries by City  
Career Center or Region Name  
July 01, 2007 to July 18, 2007**

**Targeted Industries:**

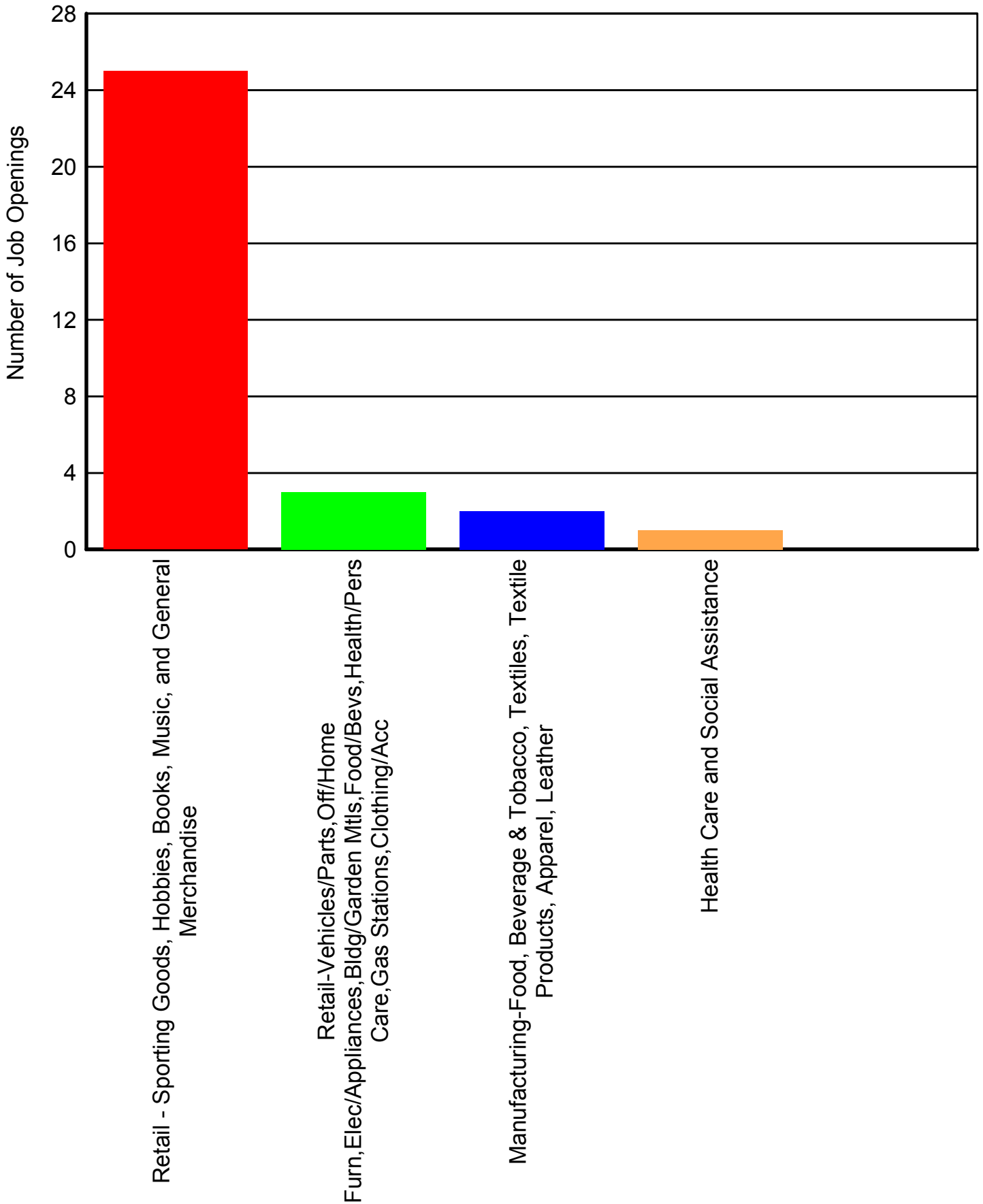
- 72 Accommodation and Food Services
- 62 Health Care and Social Assistance
- 31 Manufacturing-Food, Beverage & Tobacco, Textiles, Textile Products, Apparel, Leather
- 33 Manufacturing-Metal, Metal Product, Machinery, Computers & Electronics, Electrical & Transportation Equipment, Furniture
- 32 Manufacturing-Wood, Paper, Printing, Petroleum & Coal, Chemical, Plastics & Rubber, Nonmetallic Mineral
- 45 Retail - Sporting Goods, Hobbies, Books, Music, and General Merchandise
- 44 Retail-Vehicles/Parts,Off/Home Furn,Elec/Appliances,Bldg/Garden Mtls,Food/Bevs,Health/Pers Care,Gas Stations,Clothing/Acc

<u>Industry Division/Industry</u>	<u># Employers</u>	<u># Job Orders</u>	<u># Openings</u>
<i>Health Care and Social Assistance</i>	1	1	1
Other Individual and Family Services	1	1	1
<i>Manufacturing-Food, Beverage &amp; Tobacco, Textiles, Textile Products, Apparel, Leather</i>	2	2	2
Fabric Coating Mills	1	1	1
Schiffli Machine Embroidery	1	1	1
<i>Retail - Sporting Goods, Hobbies, Books, Music, and General Merchandise</i>	1	1	25
Discount Department Stores	1	1	25
<i>Retail-Vehicles/Parts,Off/Home Furn,Elec/Appliances,Bldg/Garden Mtls,Food/Bevs,Health/Pers Care,Gas Stations,Clothing/Acc</i>	2	2	3
Radio, Television, and Other Electronics Stores	1	1	1
Used Car Dealers	1	1	2
<b>Totals:</b>	6	6	31

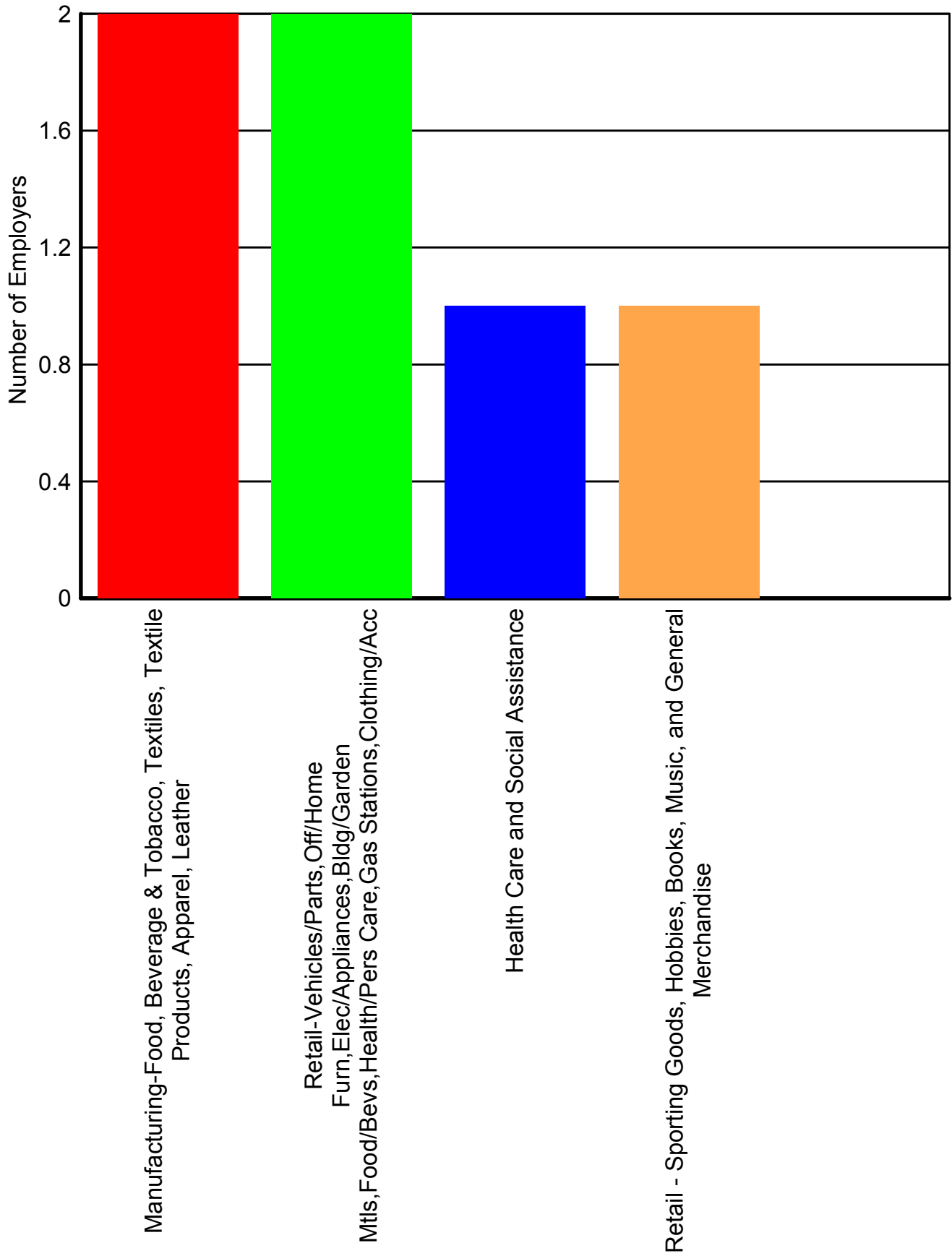
Job Orders in Targeted Industries by Industry Sector  
For the Period July 1, July 01, 2007 to July 18, 2007



Job Openings in Targeted Industries by Industry Sector  
For the Period July 1, July 01, 2007 to July 18, 2007



Employers from Targeted Industries Placing Job Orders  
For the Period July 1, July 01, 2007 to July 18, 2007



**Job Order Employers in Targeted Industries by City  
For the Period July 1, July 01,2007 to July 18, 2007**

		Total					
		# Employers	% of Total Employers	# of Job Orders	% of Total Job Orders	# of Job Openings	% of Total Job
Home Region	City Name	<b>4</b>	<b>66.7%</b>	<b>4</b>	<b>66.7%</b>	<b>5</b>	<b>16.1%</b>
	City Name	<b>1</b>	<b>16.7%</b>	<b>1</b>	<b>16.7%</b>	<b>25</b>	<b>80.6%</b>
	Total	<b>5</b>	<b>83.3%</b>	<b>5</b>	<b>83.3%</b>	<b>30</b>	<b>96.8%</b>
Outside Region	City Name	<b>1</b>	<b>16.7%</b>	<b>1</b>	<b>16.7%</b>	<b>1</b>	<b>3.2%</b>
	Total	<b>1</b>	<b>16.7%</b>	<b>1</b>	<b>16.7%</b>	<b>1</b>	<b>3.2%</b>
Total		<b>6</b>	<b>100.0%</b>	<b>6</b>	<b>100.0%</b>	<b>31</b>	<b>100.0%</b>

Note: The sum of employers by city may exceed the total number of employers if an employer places job orders for multiple locations.